



**THE REPORT OF THE
CHIEF ELECTORAL OFFICER
OF THE YUKON
ON A BY-ELECTION
IN LAKE LABERGE
OCTOBER 25, 1999**

**The Report of the
Chief Electoral Officer of the Yukon
on a By-election
in Lake Laberge
October 25, 1999**

Published by the Chief Electoral Officer of the Yukon



December 13, 1999

Hon. Robert Bruce
Speaker of the Legislative Assembly
Yukon Legislative Assembly
Whitehorse, Yukon

Dear Mr. Speaker:

I am pleased to submit the report of the chief electoral officer of the Yukon on the by-election held in the Electoral District of Lake Laberge on October 25, 1999. This by-election was required as the result of the resignation of Mr. Doug Livingston on August 30, 1999.

This report is published pursuant to section 333 of the *Elections Act*, R.S.Y., 1986.

Yours sincerely,

A handwritten signature in cursive script that reads "Patrick L. Michael".

Patrick L. Michael
Chief Electoral Officer

ERRATUM, PAGE 5 (English)

RESULTS BY POLITICAL AFFILIATION

Political affiliation	Candidates nominated	Elected	Votes received	Percentage of votes
Independent	0	0	-	-
Independent Alliance	0	0	-	-
Yukon Liberal Party ¹	1	1	459	45.90
Yukon New Democratic Party ²	1	0	180	18.00
Yukon Party ³	1	0	361	36.10
Totals	3	1	1,000	100.00

¹ Yukon Liberal Party = L


² Yukon New Democratic Party = ND

³ Yukon Party = YP

TABLE OF CONTENTS

Page

Election Summary _____	1
Map of Lake Laberge _____	2
Results by Political Affiliation _____	5
Recapitulation and Comparison 1996 General Election _____	6
Results by Poll _____	7



ELECTION SUMMARY

A by-election was made necessary in the Electoral District of Lake Laberge on the resignation of Doug Livingston (ND) August 30, 1999.

The by-election date was announced on September 3, 1999, by the Government Leader, Piers McDonald. The writ of election was issued on September 24, 1999.

Enumeration was required as the last enumeration in this electoral district took place for the 1996 general election which was more than one year ago. It commenced on the date of the issue of the writ. There were 1,346 electors enumerated. Following revision and special revision, 1,406 electors were eligible to vote.

Nomination day was Monday, October 4, 1999, and three candidates filed nomination papers.

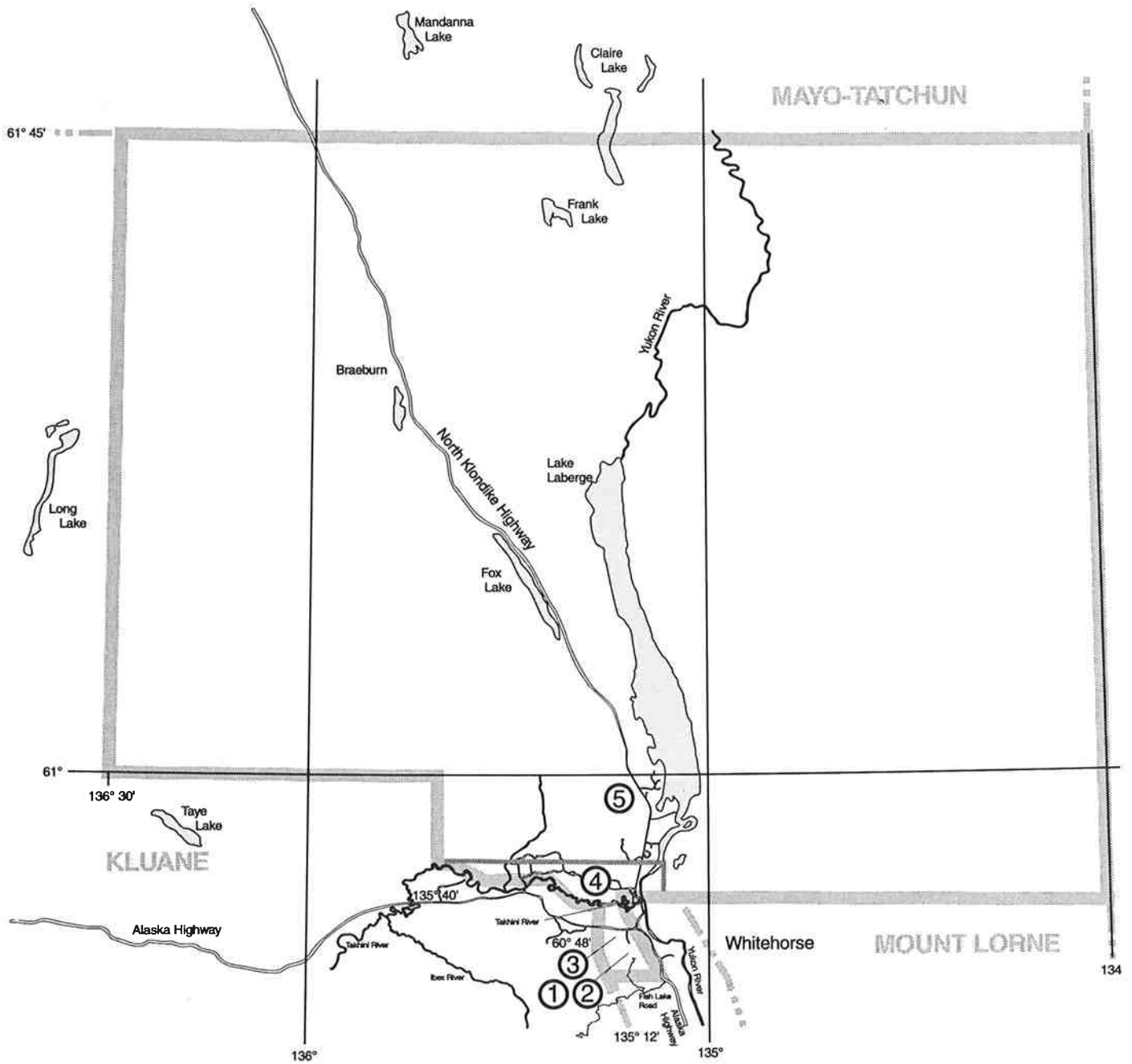
Polling day was Monday, October 25, 1999. There were 1,009 voters at this election. This number included 59 electors who voted at the advance poll held on October 17 and 18, 1999. A recount was not required at this election.

Each candidate was entitled to receive a refund of the nomination deposit. The *Elections Act* requires that the deposit be returned if a candidate receives 25% of the votes cast for the candidate who receives the greatest number.

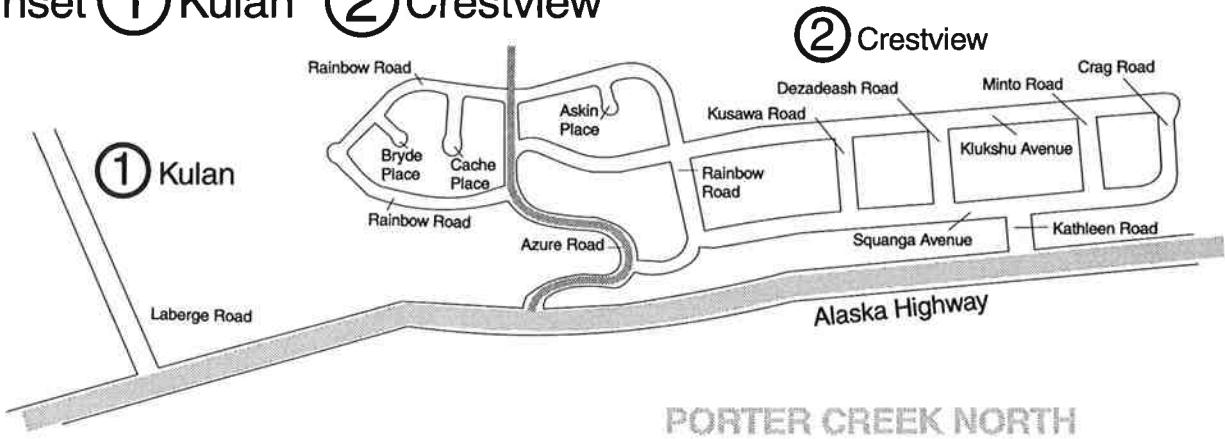
The returning officer declared Pam Buckway (L) elected on November 8, 1999.

MAPS OF LAKE LABERGE

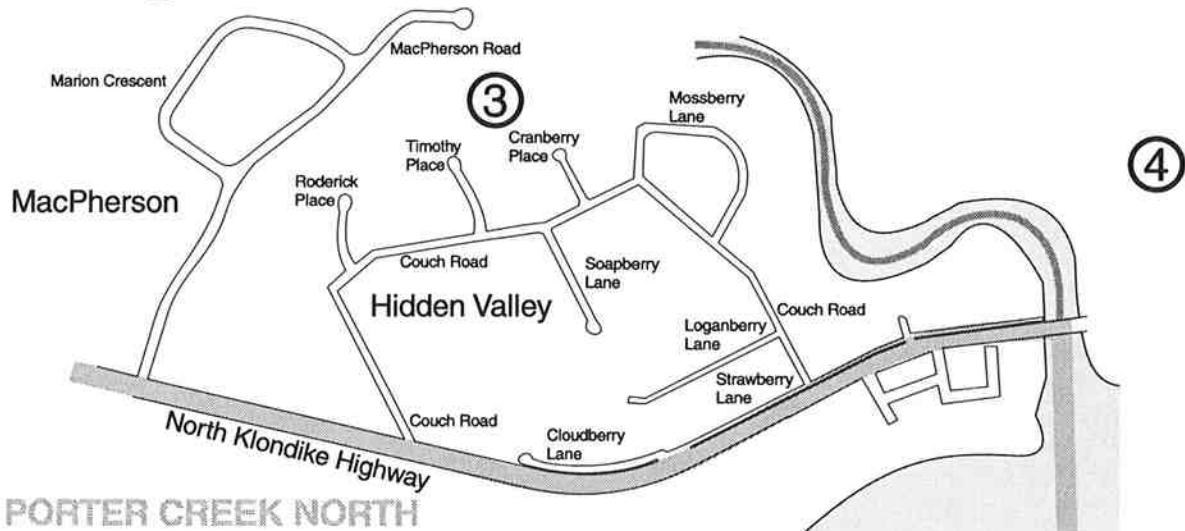
Numbers on map refer to inset maps on page 3 and 4.



Inset ① Kulan ② Crestview

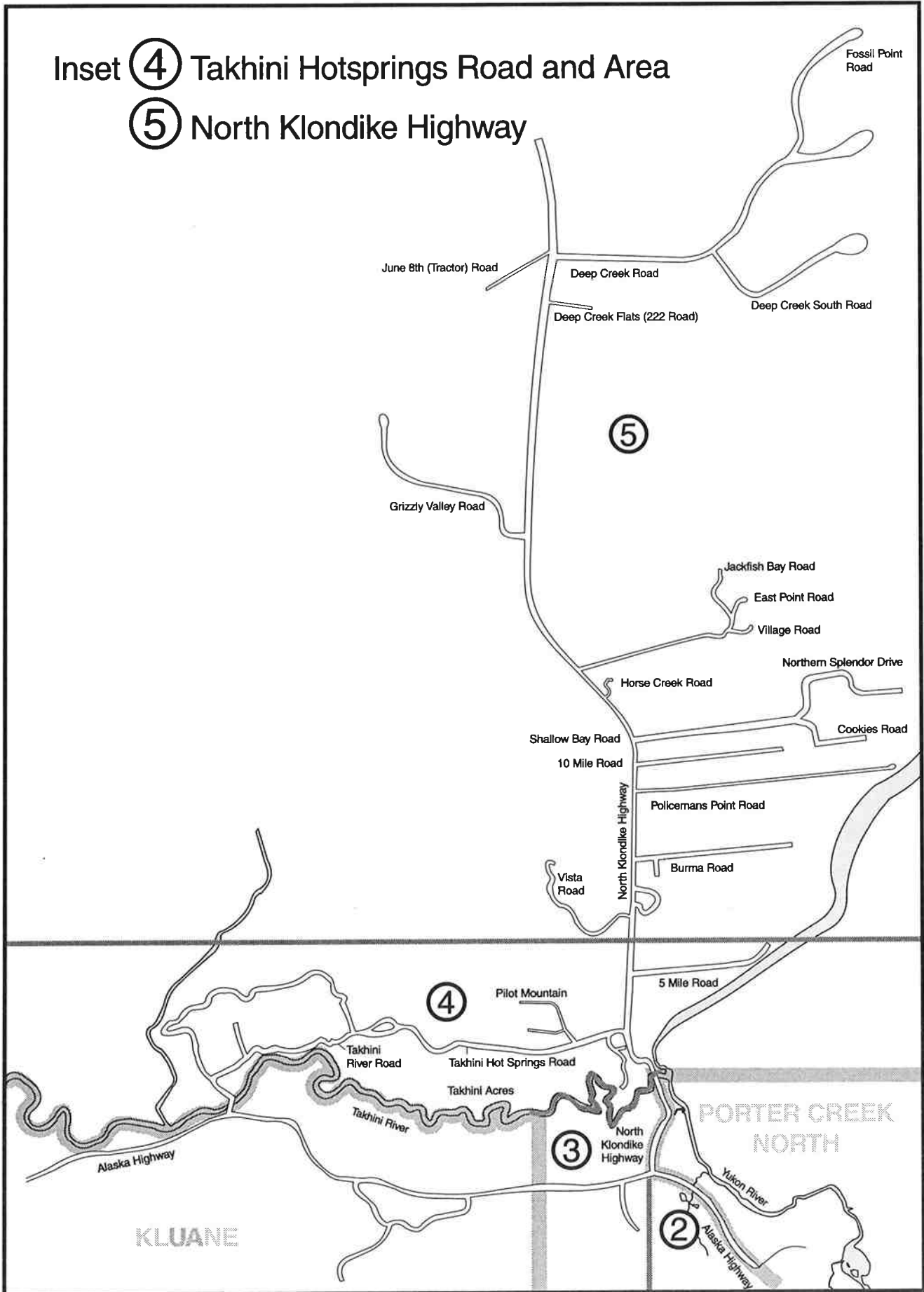


Inset ③ MacPherson, Hidden Valley



Inset ④ Takhini Hot Springs Road and Area

⑤ North Klondike Highway



RESULTS BY POLITICAL AFFILIATION

Political affiliation	Candidates nominated	Elected	Votes received	Percentage of votes
Independent	0	0	-	-
Independent Alliance	0	0	-	-
Yukon Liberal Party ¹	1	1	459	45.90
Yukon New Democratic Party ²	1	0	361	36.10
Yukon Party ³	1	0	180	18.00
Totals	2	1	1,000	100.00

¹Yukon Liberal Party = L

²Yukon New Democratic Party = ND

³Yukon Party = YP

RECAPITULATION AND COMPARISON

October 25, 1999 By-election and September 30, 1996 General Election

	<u>1999</u>	<u>1996</u>
Number of polling divisions	5	5
Number of candidates	3	4
Number of electors on preliminary list of electors	1,346	1,289
Number of electors added at revision	48	93
Number of electors removed at revision	0	3
Number of electors added at special revision	12	18
Number of electors on official list	1,406	1,397
Proportion of electors added at revision	3.57%	6.44%
Proportion of electors added at special revision	0.85%	1.29%
Number of electors who voted	1,009	1,120
Proportion of electors who voted	71.76%	80.17%
Number of electors who voted at the advance poll	59	63
Proportion of electors who voted at the advance poll	4.20%	4.51%
Number of electors who voted by proxy	30	35
Proportion of electors who voted by proxy	2.13%	2.51%
Number of electors who voted by special ballot	5	13
Proportion of electors who voted by special ballot	0.36%	0.93%
Number of rejected ballots	9	4

RESULTS BY POLL

Candidates: Pam Buckway(L)
 Mickey Fisher (YP)
 Graham McDonald (ND)

Returning Officer: Andrea Lemphers
Date of Writ: September 24, 1999
Nomination Day: October 4, 1999
Polling Day: October 25, 1999
Date of Return: November 8, 1999

Polling Stations		Pam Buckway (YL)	Mickey Fisher (YP)	Graham McDonald (ND)	Rejected Ballots	Total Vote	Electors on List
Locations	No.						
Our Lady of Victory Church	1	75	57	29	2	163	255
Our Lady of Victory Church	2	98	58	30	3	189	286
Hidden Valley School	3	96	54	33	1	184	263
Hidden Valley School	4	76	107	43	0	226	305
Hidden Valley School	5	90	65	31	2	188	297
Trails North Motel	AP1	24	20	14	1	59	-
Totals		459	361	180	9	1,009	1,406

Majority for Pam Buckway (L) over Mickey Fisher (YP), 98
 Graham McDonald (ND), 279

Proportion of electors who voted: 71.76%
 Number of electors who voted by proxy: 30
 Number of electors who voted by special ballot: 5

