



**THE REPORT OF THE
CHIEF ELECTORAL OFFICER
OF YUKON
ON
THE 2006 GENERAL ELECTION**

**The Report of the
Chief Electoral Officer of Yukon
on the Yukon General Election held
October 10, 2006**

Published by the Chief Electoral Officer of Yukon



January 15, 2007

Hon. Ted Staffen
Speaker of the Legislative Assembly
Yukon Legislative Assembly
Whitehorse, Yukon

Dear Mr. Speaker:

I am pleased to submit the report on the results of the general election held October 10, 2006. *The Report of the Chief Electoral Officer of Yukon on the 2006 General Election* is prepared pursuant to section 315 of the *Elections Act*. It includes the number of ballots cast for each candidate for the polling divisions in every electoral district.

Yours sincerely,

A handwritten signature in black ink that reads "Patrick L. Michael". The signature is written in a cursive style with a large initial 'P' and a distinct 'L'.

Patrick L. Michael
Chief Electoral Officer

TABLE OF CONTENTS

| | Page |
|---|------|
| Election Summary _____ | 1 |
| Results by Political Affiliation _____ | 2 |
| Recapitulation and Comparison | |
| 2006/2002 General Election _____ | 3 |
| Results by Electoral District | |
| Electoral District of Copperbelt _____ | 4 |
| Electoral District of Klondike _____ | 6 |
| Electoral District of Kluane _____ | 8 |
| Electoral District of Lake Laberge _____ | 10 |
| Electoral District of McIntyre-Takhini _____ | 12 |
| Electoral District of Mayo-Tatchun _____ | 14 |
| Electoral District of Mount Lorne _____ | 16 |
| Electoral District of Pelly-Nisutlin _____ | 18 |
| Electoral District of Porter Creek Centre _____ | 20 |
| Electoral District of Porter Creek North _____ | 22 |
| Electoral District of Porter Creek South _____ | 24 |
| Electoral District of Riverdale North _____ | 26 |
| Electoral District of Riverdale South _____ | 28 |
| Electoral District of Southern Lakes _____ | 30 |
| Electoral District of Vuntut Gwitchin _____ | 32 |
| Electoral District of Watson Lake _____ | 34 |
| Electoral District of Whitehorse Centre _____ | 36 |
| Electoral District of Whitehorse West _____ | 38 |

Note: AP = Advance Poll
MI= Mail-in polling division
WCC = Whitehorse Correctional Centre
WGH = Whitehorse General Hospital

ELECTION SUMMARY

Premier Dennis Fentie announced on September 8, 2006 that a general election was to take place on Tuesday, October 10, 2006. The *Elections Act* requires polling day to take place on a Monday. There is, however, provision for polling day to be on the following Tuesday, if the immediately preceding Monday is a statutory holiday within the meaning of the *Interpretation Act*. Thanksgiving Day was October 9.

The Chief Electoral Officer, Patrick L. Michael, issued the writs for the general election to the returning officers on Friday, September 8, 2006.

There were 16,101 electors on the preliminary lists after enumeration. At revision on September 26 and 27, 2,155 names were added to the lists. Special revision took place on October 6 and 448 electors were present at returning offices to be added to the lists. The official lists of electors for the general election contained 18,681 names.

Nomination day was Monday, September 18. Fifty-eight candidates filed nomination papers. Each of the three registered political parties endorsed candidates in 18 electoral districts. There were also four independent candidates at this election.

Advance polls took place on Sunday and Monday, October 1 and 2, and 1,495 electors voted.

Polling day was Tuesday, October 10 and 11,304 electors voted in person. In addition, 812 electors voted by proxy, special ballot and, in one electoral district, by mail-in. Official results were certified for 18 electoral districts on October 11.

Returning officers in two electoral districts applied for judicial recounts. There was no change to the results for either the Electoral District of Porter Creek South or the Electoral District of McIntyre-Takhini at these recounts, which were conducted by a judge of the Supreme Court on October 13. The candidates with the most ballots in these electoral districts were declared elected on that date. In the remaining 16 electoral districts, the candidates with the greatest number of ballots were declared elected on October 16.

As required by subsection 117(2) of the Act, 52 candidates received refunds of their nomination deposits.

The chief electoral officer is investigating complaints concerning the election and will be reporting to the members of the Legislative Assembly on the process of enumeration, the addition of names at revision, special ballots and proxy voting, as well as conducting a general review of other election procedures, before the next general election.

RESULTS BY POLITICAL AFFILIATION

| Political affiliation | Candidates nominated | Elected | Votes received | Percentage of valid votes |
|--|----------------------|-----------|----------------|---------------------------|
| Independent (I) ¹ | 4 | 0 | 143 | 1.06 |
| Yukon Liberal Party (L) ² | 18 | 5 | 4,699 | 34.69 |
| Yukon New Democratic Party (ND) ³ | 18 | 3 | 3,197 | 23.60 |
| Yukon Party (YP) ⁴ | 18 | 10 | 5,506 | 40.65 |
| TOTALS | 58 | 18 | 13,545 | 100.00 |

¹I = Independent

²L = Yukon Liberal Party

³ND = Yukon New Democratic Party

⁴YP = Yukon Party

RECAPITULATION AND COMPARISON

2006/2002 General Elections

| | 2006 | 2002 |
|--|--------|--------|
| Number of electoral districts | 18 | 18 |
| Number of polling divisions ⁵ | 66 | 73 |
| Number of candidates | 58 | 60 |
| Number of electors on preliminary lists of electors ⁶ | 16,101 | 16,181 |
| Number of electors added at revision | 2,155 | 1,536 |
| Number of electors removed at revision ⁷ | 23 | 16 |
| Number of electors added on appeal | 0 | 0 |
| Number of electors added at special revision | 448 | 366 |
| Number of electors on the official lists of electors | 18,681 | 18,067 |
| Percentage of electors added at revision | 11.55 | 8.50 |
| Percentage of electors added at special revision | 2.40 | 2.03 |
| Number of electors who voted | 13,611 | 14,116 |
| Percentage of electors who voted | 72.86 | 78.13 |
| Number of electors who voted at the advance polls | 1,495 | 1,326 |
| Percentage of electors who voted at the advance polls | 10.98 | 9.39 |
| Number of electors who voted by mail-in | 14 | 62 |
| Percentage of electors who voted by mail-in | 0.10 | 0.44 |
| Number of electors who voted by proxy | 523 | 579 |
| Percentage of electors who voted by proxy | 3.84 | 4.10 |
| Number of electors who voted by special ballot | 275 | 145 |
| Percentage of electors who voted by special ballot | 2.02 | 1.03 |
| Number of rejected ballots | 66 | 112 |
| Number of declined ballots | 1 | - |
| Number of judicial recounts | 2 | 0 |

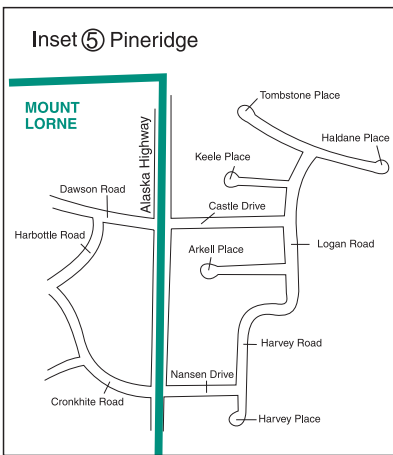
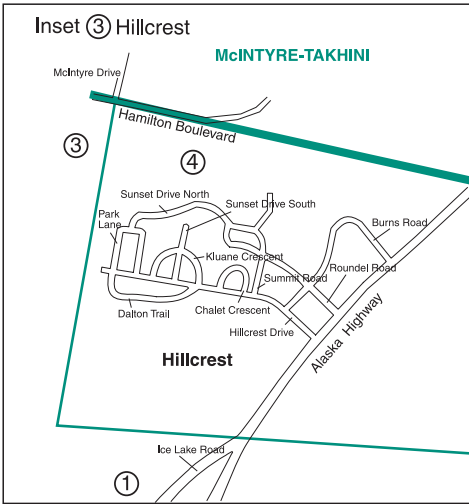
⁵The number of polling divisions includes Macaulay Lodge and Copper Ridge Place.

⁶Includes electors enumerated in hospital and correctional institutions.

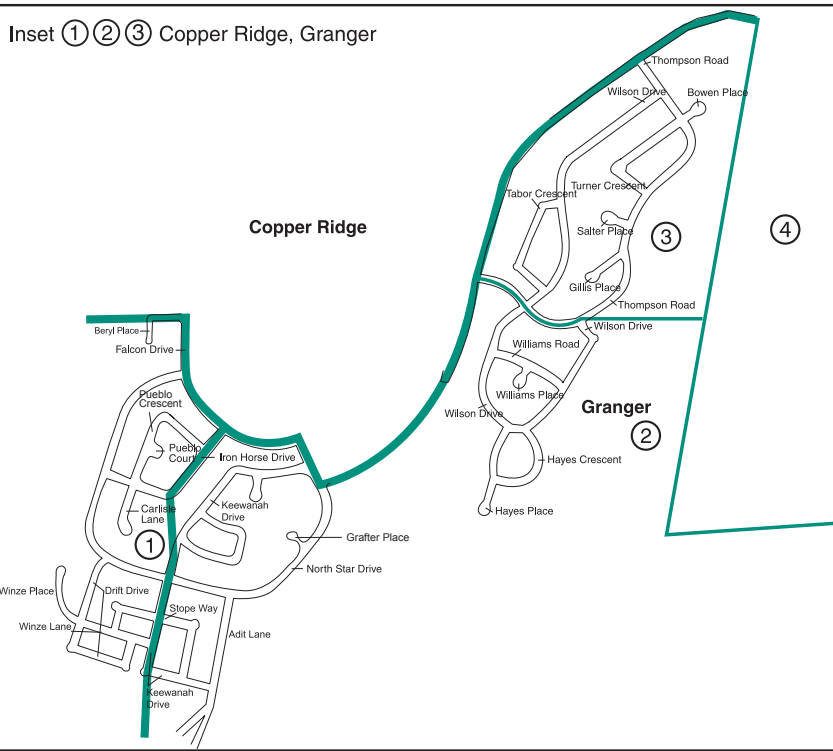
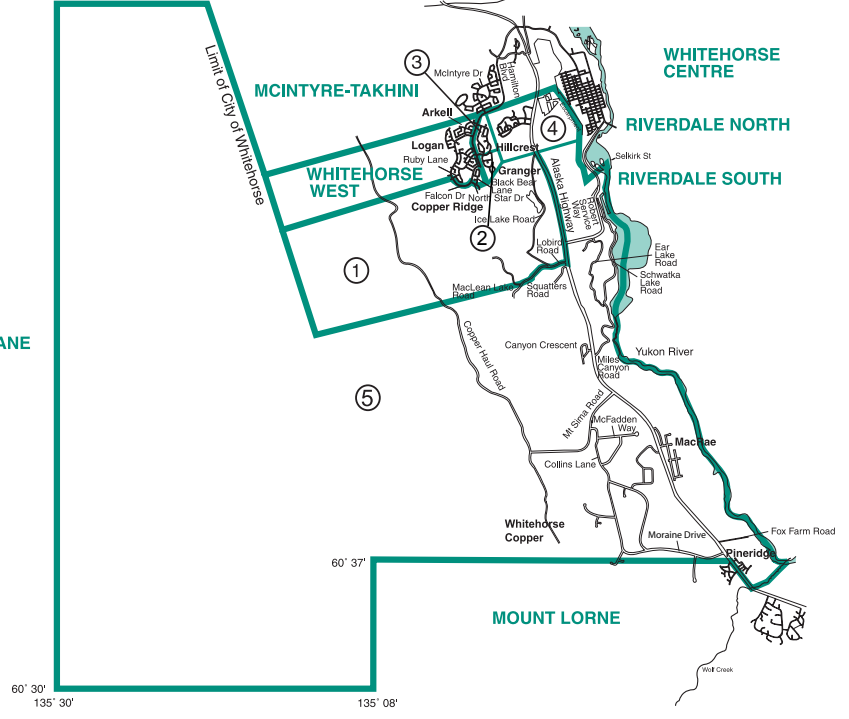
⁷Includes electors whose names have been transferred to another polling division or electoral district or whose names appear on another list of electors.

ELECTORAL DISTRICT OF COPPERBELT

CIRCONSCRIPTION DE COPPERBELT



PORTER CREEK NORTH



Polling Station • Bureau de scrutin

- 1 _____
- 2 _____
- 3 _____
- 4 _____
- 5 _____

Published by the Chief Electoral Officer of the Yukon 2005
Publiée par le directeur général des élections du Yukon 2005

ELECTORAL DISTRICT OF COPPERBELT

RESULTS BY POLL

Candidates:

David Hedmann (ND)
 Arthur Mitchell (L)
 Russ Hobbis (YP)

Returning Officer:

Katherine Munro

Date of Writ:

September 8, 2006

Nomination Day:

September 18, 2006

Polling Day:

October 10, 2006

Date of Return:

October 16, 2006

| Polling Stations | | Candidates | | | Rejected ballots | Total vote | Electors on list |
|--------------------------------|----------|--------------------|---------------------|------------------|------------------|--------------|------------------|
| Locations | No. | David Hedmann (ND) | Arthur Mitchell (L) | Russ Hobbis (YP) | | | |
| Elijah Smith Elementary School | 1 | 21 | 111 | 52 | 1 | 185 | 344 |
| Elijah Smith Elementary School | 2 | 25 | 164 | 99 | 2 | 290 | 414 |
| Elijah Smith Elementary School | 3 | 23 | 110 | 76 | 1 | 210 | 348 |
| Elijah Smith Elementary School | 4 | 68 | 108 | 49 | 1 | 226 | 375 |
| Elijah Smith Elementary School | 5 | 32 | 80 | 60 | 2 | 174 | 267 |
| Selkirk Elementary School | AP | 22 | 58 | 37 | 0 | 117 | - |
| WCC | - | 0 | 0 | 1 | 0 | 1 | - |
| WGH | - | 0 | 1 | 0 | 0 | 1 | - |
| Totals | 8 | 191 | 632 | 374 | 7 | 1,204 | 1,748 |

Majority for Arthur Mitchell (L) over

David Hedmann (ND), 441

Russ Hobbis (YP), 258

Percentage of electors who voted: 68.88

Number of electors who voted by proxy: 23

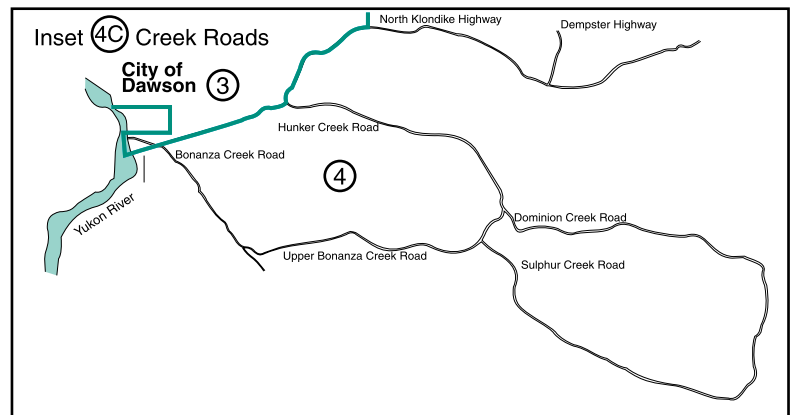
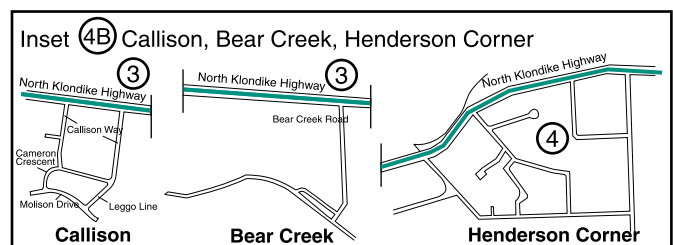
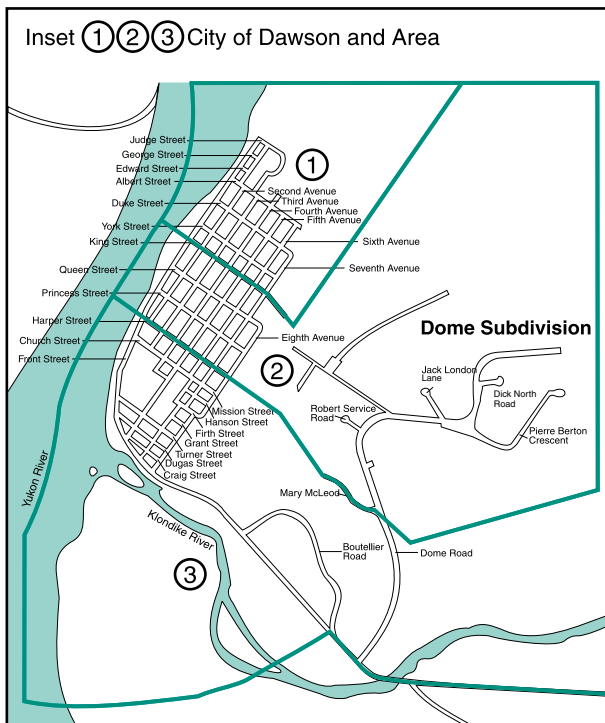
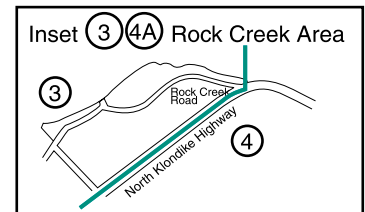
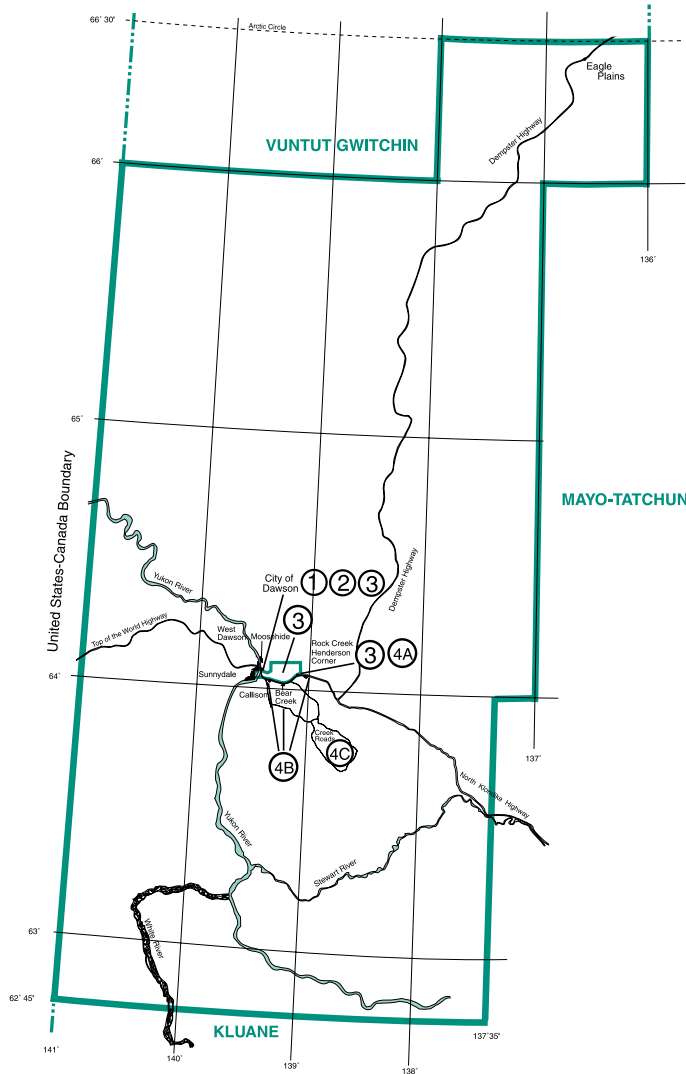
Number of electors who voted by special ballot: 23

ELECTORAL DISTRICT OF KLONDIKE

CIRCONSCRIPTION DE KLONDIKE

Polling Station • Bureau de scrutin

- 1 _____
- 2 _____
- 3 _____
- 4 _____



Published by the Chief Electoral Officer of the Yukon 2005
Publiée par le directeur général des élections du Yukon 2005

ELECTORAL DISTRICT OF KLONDIKE

RESULTS BY POLL

Candidates:

Jorn Meier (ND)
Steve Taylor (L)
Glen Everitt (I)
Steve Nordick (YP)

Returning Officer:

Bonnie Barber

Date of Writ:

September 8, 2006

Nomination Day:

September 18, 2006

Polling Day:

October 10, 2006

Date of Return:

October 16, 2006

| Polling Stations | | Candidates | | | | Rejected ballots | Total vote | Electors on list |
|------------------|----------|-----------------|------------------|------------------|--------------------|------------------|------------|------------------|
| Locations | No. | Jorn Meier (ND) | Steve Taylor (L) | Glen Everitt (I) | Steve Nordick (YP) | | | |
| Dawson City | 1 | 50 | 48 | 15 | 37 | 3 | 153 | 238 |
| Dawson City | 2 | 61 | 26 | 10 | 93 | 3 | 193 | 273 |
| Dawson City | 3 | 65 | 25 | 11 | 80 | 1 | 182 | 294 |
| Dawson City | 4 | 76 | 20 | 6 | 103 | 0 | 205 | 317 |
| Dawson City | AP | 45 | 13 | 14 | 92 | 1 | 165 | - |
| Totals | 5 | 297 | 132 | 56 | 405 | 8 | 898 | 1,122 |

Majority for Steve Nordick (YP) over
Jorn Meier (ND), 108
Steve Taylor (L), 273
Glen Everitt (I), 349

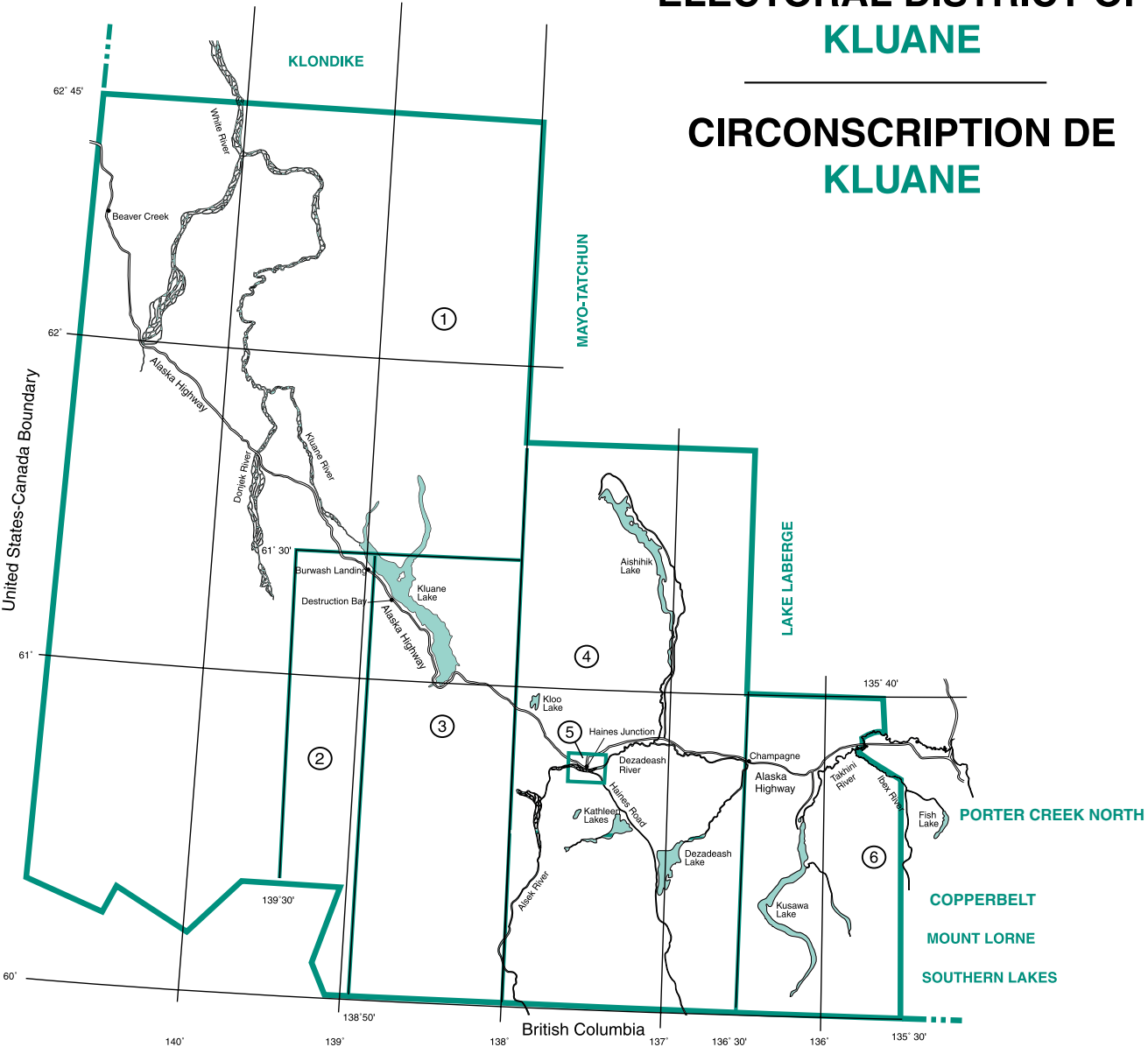
Percentage of electors who voted: 80.04

Number of electors who voted by proxy: 98

Number of electors who voted by special ballot: 45

ELECTORAL DISTRICT OF KLUANE

CIRCONSCRIPTION DE KLUANE



Polling Station • Bureau de scrutin

- 1 _____
- 2 _____
- 3 _____
- 4 _____

- 5 _____
- 6 _____

Published by the Chief Electoral Officer of the Yukon 2005
Publiée par le directeur général des élections du Yukon 2005

ELECTORAL DISTRICT OF KLUANE

RESULTS BY POLL

Candidates

Freddy Hutter (I)
 Gary McRobb (L)
 Lillian Grubach-Hambrook (ND)
 Jim Bowers (YP)

Returning Officer: Caroline Hayes
Date of Writ: September 8, 2006
Nomination Day: September 18, 2006
Polling Day: October 10, 2006
Date of Return: October 16, 2006

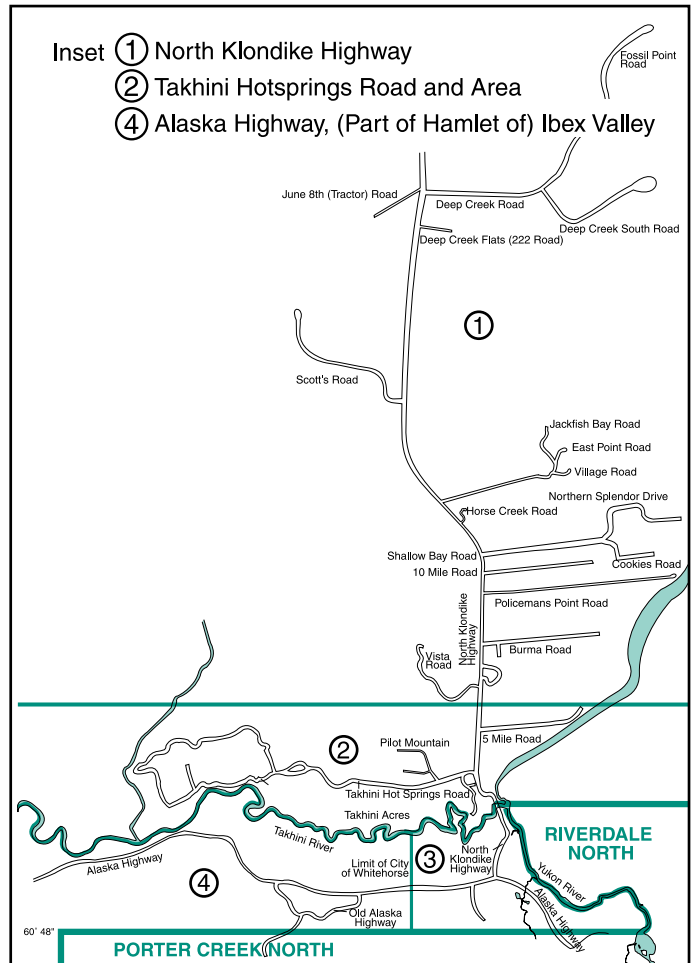
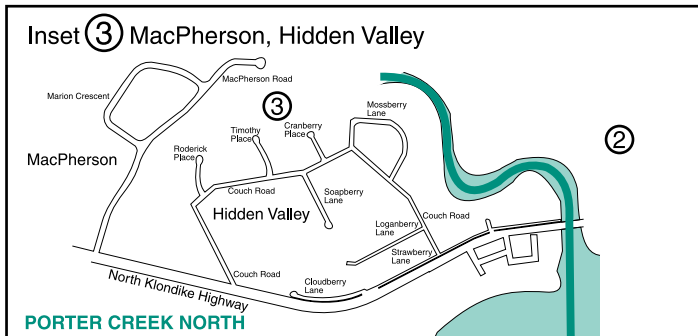
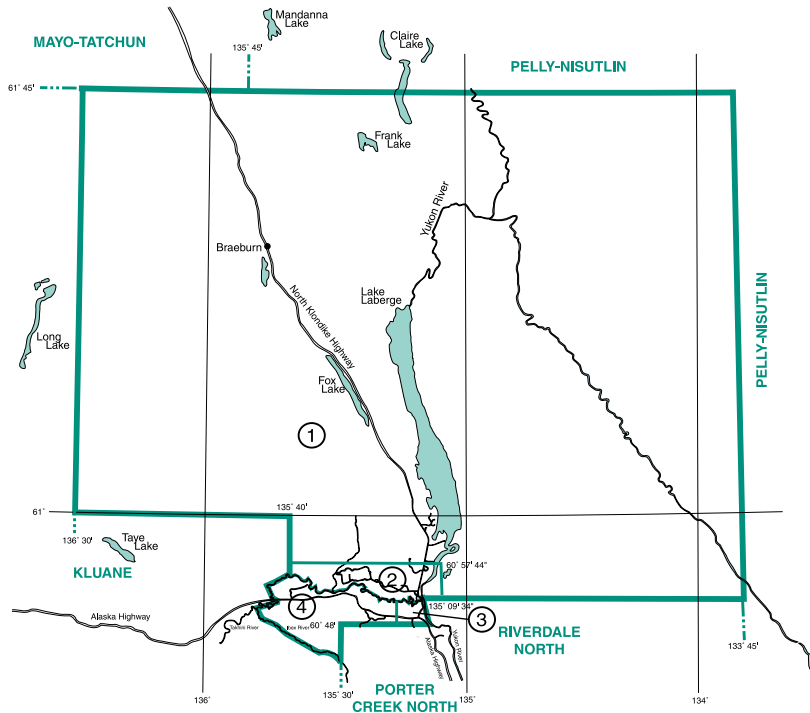
| Polling Stations | | Candidates | | | | Rejected ballots | Total vote | Electors on list |
|------------------|----------|-------------------|-----------------|-------------------------------|-----------------|------------------|------------|------------------|
| Locations | No. | Freddy Hutter (I) | Gary McRobb (L) | Lillian Grubach-Hambrook (ND) | Jim Bowers (YP) | | | |
| Beaver Creek | 1 | 2 | 27 | 6 | 14 | 0 | 49 | 74 |
| Burwash Landing | 2 | 0 | 21 | 3 | 6 | 0 | 30 | 44 |
| Destruction Bay | 3 | 1 | 23 | 1 | 19 | 0 | 44 | 57 |
| Haines Junction | 4 | 4 | 63 | 17 | 45 | 0 | 129 | 197 |
| Haines Junction | 5 | 7 | 93 | 36 | 57 | 2 | 195 | 271 |
| Mendenhall | 6 | 4 | 61 | 5 | 8 | 2 | 80 | 110 |
| Haines Junction | AP | 1 | 29 | 14 | 27 | 0 | 71 | - |
| Totals | 7 | 19 | 317 | 82 | 176 | 4 | 598 | 753 |

Majority for Gary McRobb (L) over
 Freddy Hutter (I), 298
 Lillian Grubach-Hambrook (ND), 235
 Jim Bowers (YP), 141

Percentage of electors who voted: 79.42
 Number of electors who voted by proxy: 19
 Number of electors who voted by special ballot: 37

ELECTORAL DISTRICT OF LAKE LABERGE

CIRCONSCRIPTION DE LAC LABERGE



ELECTORAL DISTRICT OF LAKE LABERGE

RESULTS BY POLL

Candidates

Jon Breen (L)
 Nina Sutherland (ND)
 Brad Cathers (YP)

Returning Officer: Carol Coote

Date of Writ: September 8, 2006

Nomination Day: September 18, 2006

Polling Day: October 10, 2006

Date of Return: October 16, 2006

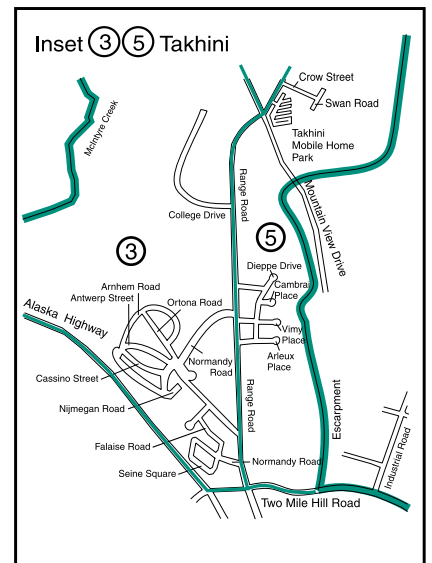
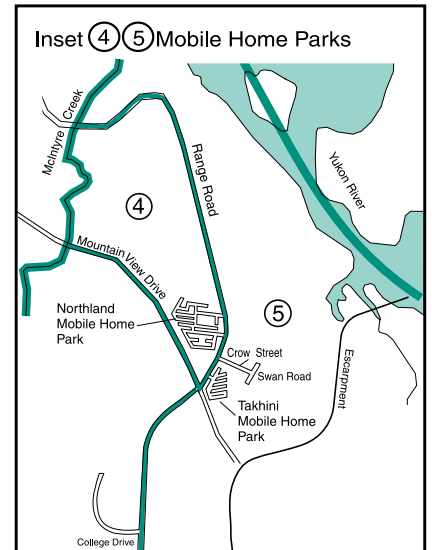
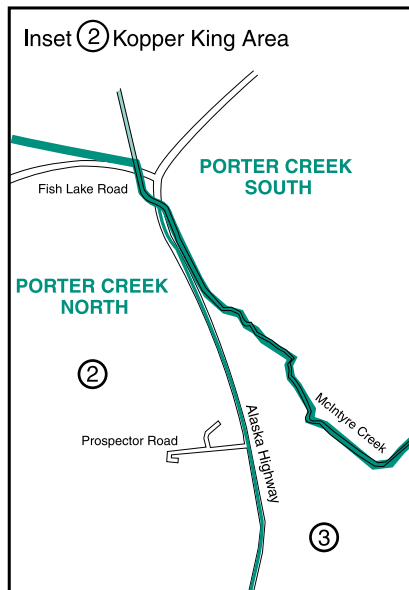
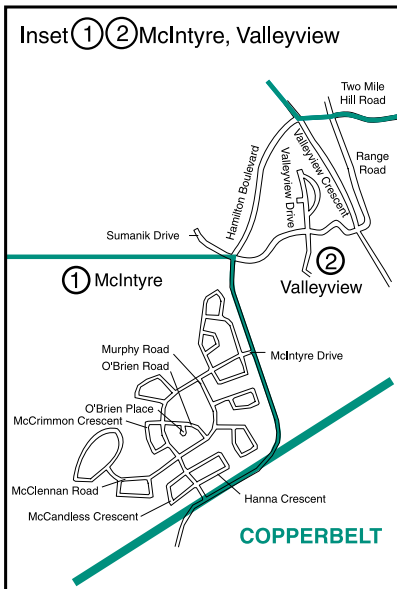
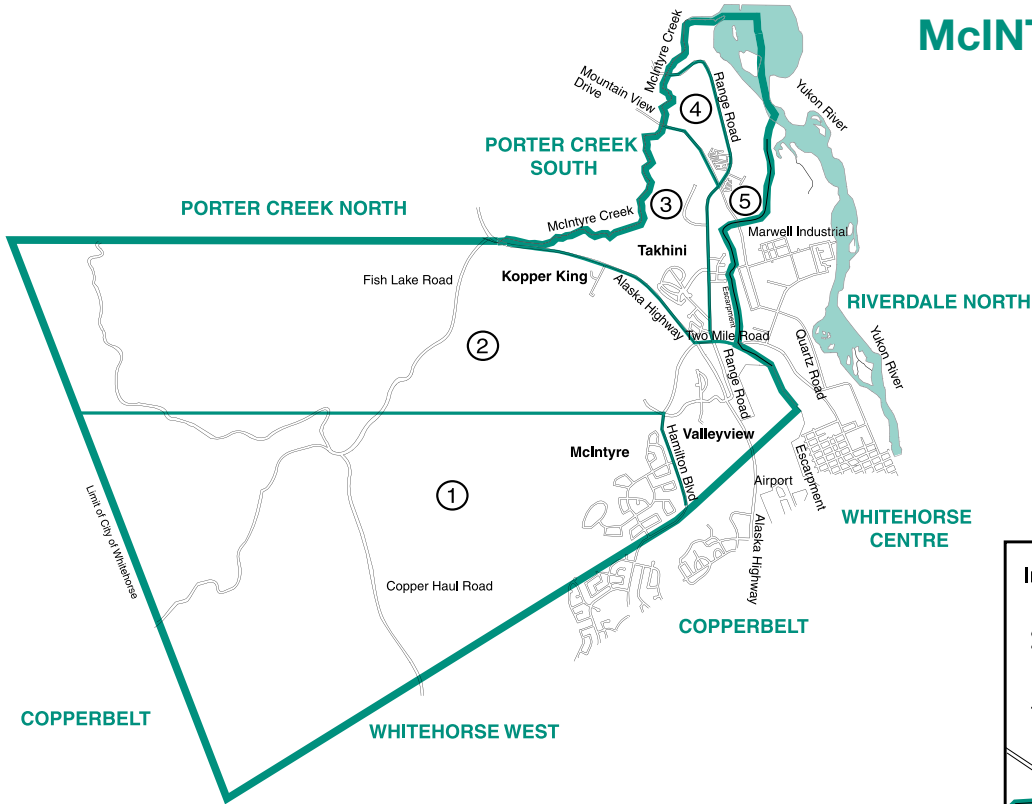
| Polling Stations | | Candidates | | | Rejected ballots | Total vote | Electors on list |
|---------------------------|----------|---------------|----------------------|-------------------|------------------|------------|------------------|
| Locations | No. | Jon Breen (L) | Nina Sutherland (ND) | Brad Cathers (YP) | | | |
| Hidden Valley School | 1 | 59 | 28 | 114 | 1 | 202 | 274 |
| Hidden Valley School | 2 | 56 | 25 | 141 | 0 | 222 | 331 |
| Hidden Valley School | 3 | 50 | 23 | 117 | 1 | 191 | 271 |
| Hidden Valley School | 4 | 30 | 30 | 53 | 1 | 114 | 158 |
| Selkirk Elementary School | AP | 26 | 13 | 33 | 0 | 72 | - |
| WCC | - | 0 | 1 | 0 | 0 | 1 | - |
| Totals | 6 | 221 | 120 | 458 | 3 | 802 | 1,034 |

Majority for Brad Cathers (YP) over Jon Breen (L), 237
 Nina Sutherland (ND), 338

Percentage of electors who voted: 77.56
 Number of electors who voted by proxy: 30
 Number of electors who voted by special ballot: 18

ELECTORAL DISTRICT OF McINTYRE-TAKHINI

CIRCONSCRIPTION DE McINTYRE-TAKHINI



ELECTORAL DISTRICT OF McINTYRE-TAKHINI

RESULTS BY POLL

Candidates

Vicki Durrant (YP)
John Edzerza (ND)
Ed Schultz (L)

Returning Officer: Linda Hilton
Date of Writ: September 8, 2006
Nomination Day: September 18, 2006
Polling Day: October 10, 2006
Judicial Recount: October 13, 2006
Date of Return: October 13, 2006

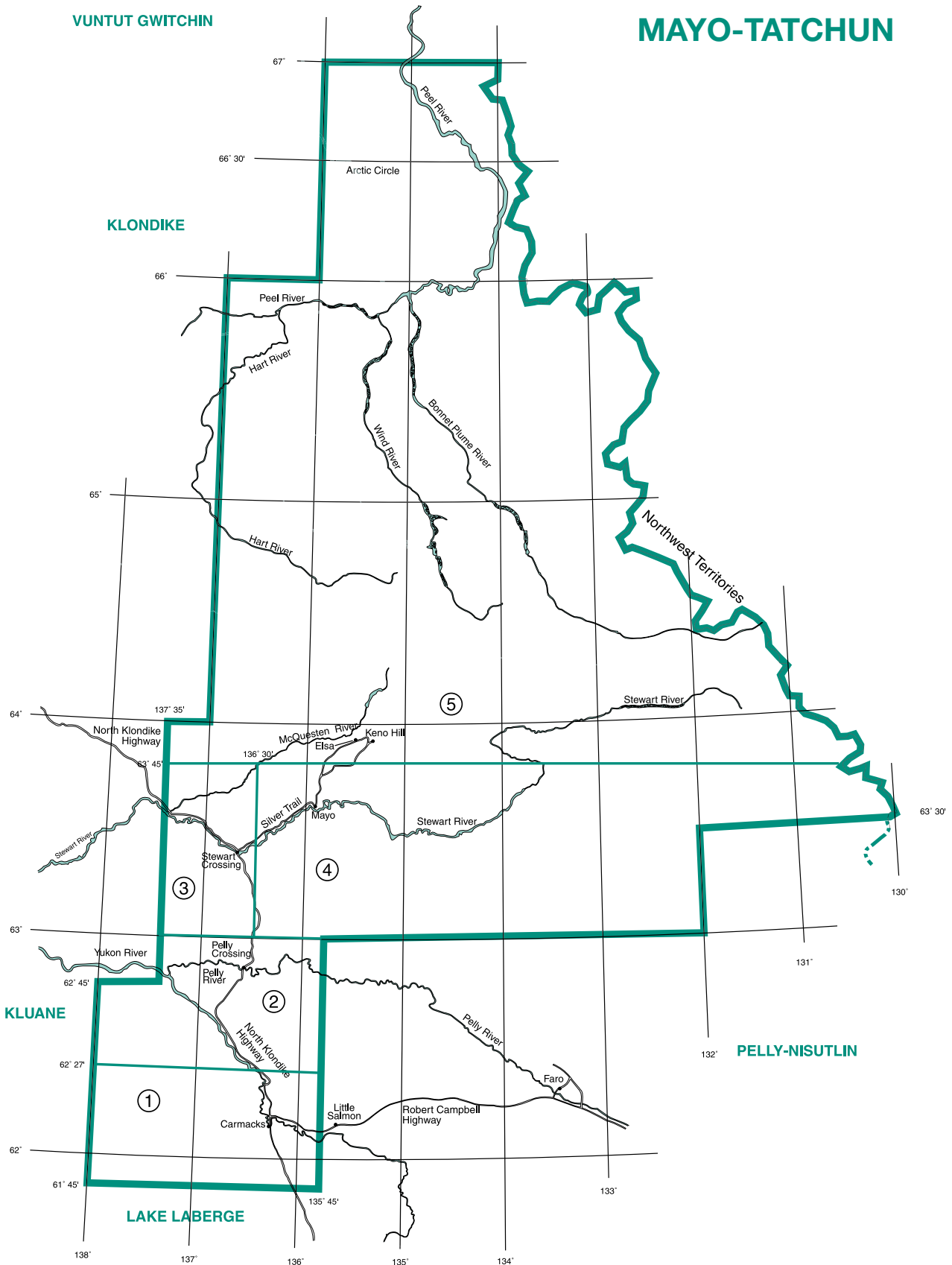
| Polling Stations | | Candidates | | | Rejected ballots | Total vote | Electors on list |
|--------------------------------|----------|--------------------|-------------------|----------------|------------------|------------|------------------|
| Locations | No. | Vicki Durrant (YP) | John Edzerza (ND) | Ed Schultz (L) | | | |
| Mt. McIntyre Recreation Centre | 1 | 13 | 101 | 32 | 0 | 146 | 277 |
| Mt. McIntyre Recreation Centre | 2 | 36 | 31 | 66 | 0 | 133 | 199 |
| Takhini Elementary School | 3 | 44 | 64 | 75 | 2 | 185 | 260 |
| Takhini Elementary School | 4 | 52 | 34 | 44 | 5 | 135 | 252 |
| Takhini Elementary School | 5 | 40 | 67 | 84 | 0 | 191 | 335 |
| Selkirk Elementary School | AP | 13 | 36 | 26 | 0 | 75 | - |
| WCC | - | 0 | 1 | 1 | 0 | 2 | - |
| WGH | - | 3 | 0 | 0 | 0 | 3 | - |
| Totals | 8 | 201 | 334 | 328 | 7 | 870 | 1,323 |

Majority for John Edzerza (ND) over Vicki Durrant (YP), 133
Ed Schultz (L), 6

Percentage of electors who voted: 65.76
Number of electors who voted by proxy: 17
Number of electors who voted by special ballot: 9

ELECTORAL DISTRICT OF MAYO-TATCHUN

CIRCONSCRIPTION DE MAYO-TATCHUN



ELECTORAL DISTRICT OF MAYO-TATCHUN

RESULTS BY POLL

Candidates:

Eric Fairclough (L)
 Jean VanBibber (YP)
 Karen Gage (ND)

Returning Officer:

Joan Ewing

Date of Writ:

September 8, 2006

Nomination Day:

September 18, 2006

Polling Day:

October 10, 2006

Date of Return:

October 16, 2006

| Polling Stations | | Candidates | | | Rejected ballots | Total vote | Electors on list |
|---------------------|----------|---------------------|---------------------|-----------------|------------------|------------|------------------|
| Locations | No. | Eric Fairclough (L) | Jean VanBibber (YP) | Karen Gage (ND) | | | |
| Carmacks | 1 | 115 | 38 | 34 | 3 | 190 | 266 |
| Pelly Crossing | 2 | 76 | 53 | 24 | 0 | 153 | 224 |
| Stewart Crossing | 3 | 8 | 5 | 9 | 0 | 22 | 31 |
| Mayo | 4 | 75 | 47 | 21 | 3 | 146 | 260 |
| Keno Hill (mail-in) | 5 | 4 | 3 | 7 | 1 | 15 | 16 |
| Carmacks | AP1 | 8 | 6 | 2 | 0 | 16 | - |
| Pelly Crossing | AP2 | 6 | 1 | 0 | 0 | 7 | - |
| Mayo | AP3 | 9 | 11 | 1 | 0 | 21 | - |
| WCC | - | 0 | 2 | 1 | 0 | 3 | - |
| Totals | 9 | 301 | 166 | 99 | 7 | 573 | 797 |

Majority for Eric Fairclough (L) over Jean VanBibber (YP), 135
 Karen Gage (ND), 202

Percentage of electors who voted: 71.89

Number of electors who voted by proxy: 3

Number of electors who voted by special ballot: 9

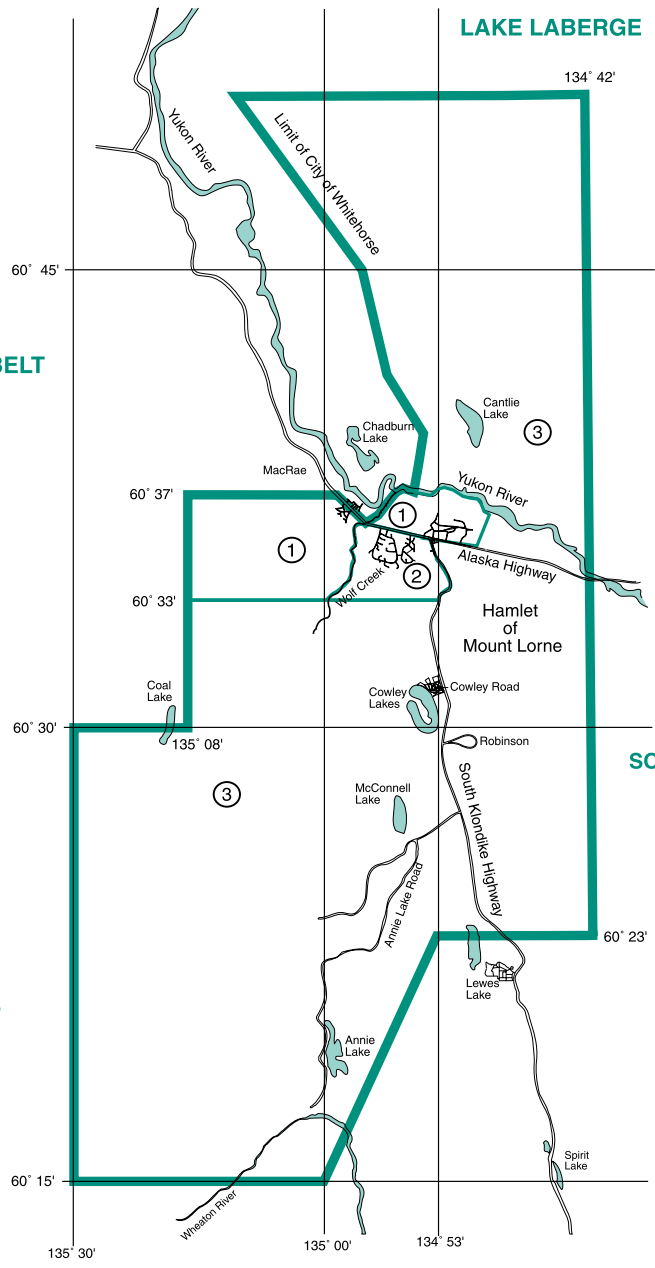
ELECTORAL DISTRICT OF MOUNT LORNE

CIRCONSCRIPTION DE MOUNT LORNE

COPPERBELT

SOUTHERN LAKES

KLUANE

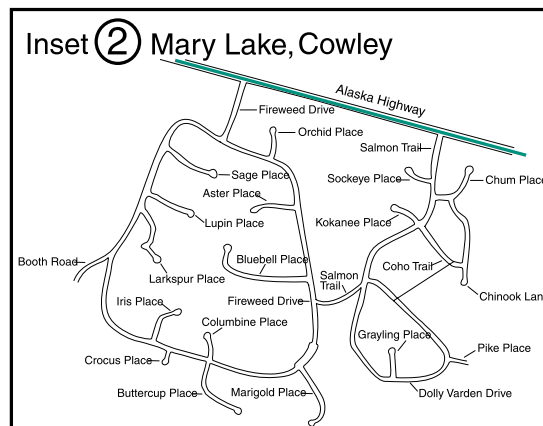
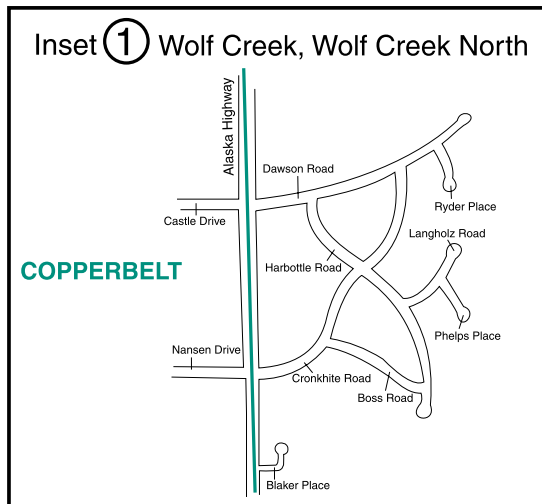
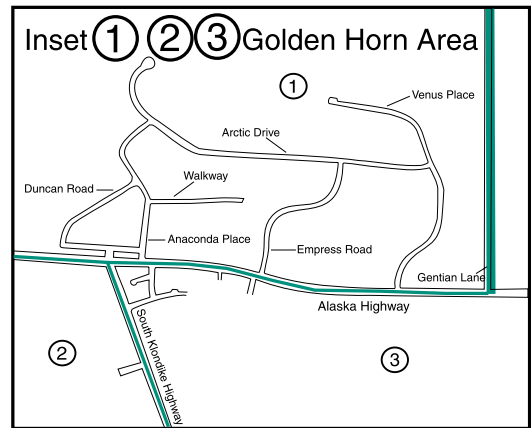


Polling Station • Bureau de scrutin

1 _____

2 _____

3 _____



Published by the Chief Electoral Officer of the Yukon 2005
 Publiée par le directeur général des élections du Yukon 2005

ELECTORAL DISTRICT OF MOUNT LORNE

RESULTS BY POLL

Candidates:

Steve Cardiff (ND)
Colleen Wirth (L)
Valerie Boxall (YP)

Returning Officer:

Laura Peterson

Date of Writ:

September 8, 2006

Nomination Day:

September 18, 2006

Polling Day:

October 10, 2006

Date of Return:

October 16, 2006

| Polling Stations | | Candidates | | | Rejected ballots | Total vote | Electors on list |
|-------------------------------|----------|--------------------|-------------------|---------------------|------------------|------------|------------------|
| Locations | No. | Steve Cardiff (ND) | Colleen Wirth (L) | Valerie Boxall (YP) | | | |
| Golden Horn Elementary School | 1 | 119 | 86 | 91 | 0 | 296 | 428 |
| Golden Horn Elementary School | 2 | 102 | 79 | 79 | 1 | 261 | 391 |
| Golden Horn Elementary School | 3 | 118 | 40 | 41 | 1 | 200 | 279 |
| Golden Horn Firehall | AP | 22 | 26 | 25 | 0 | 73 | - |
| Totals | 4 | 361 | 231 | 236 | 2 | 830 | 1,098 |

Majority for Steve Cardiff (ND) over

Colleen Wirth (L), 130
Valerie Boxall (YP), 125

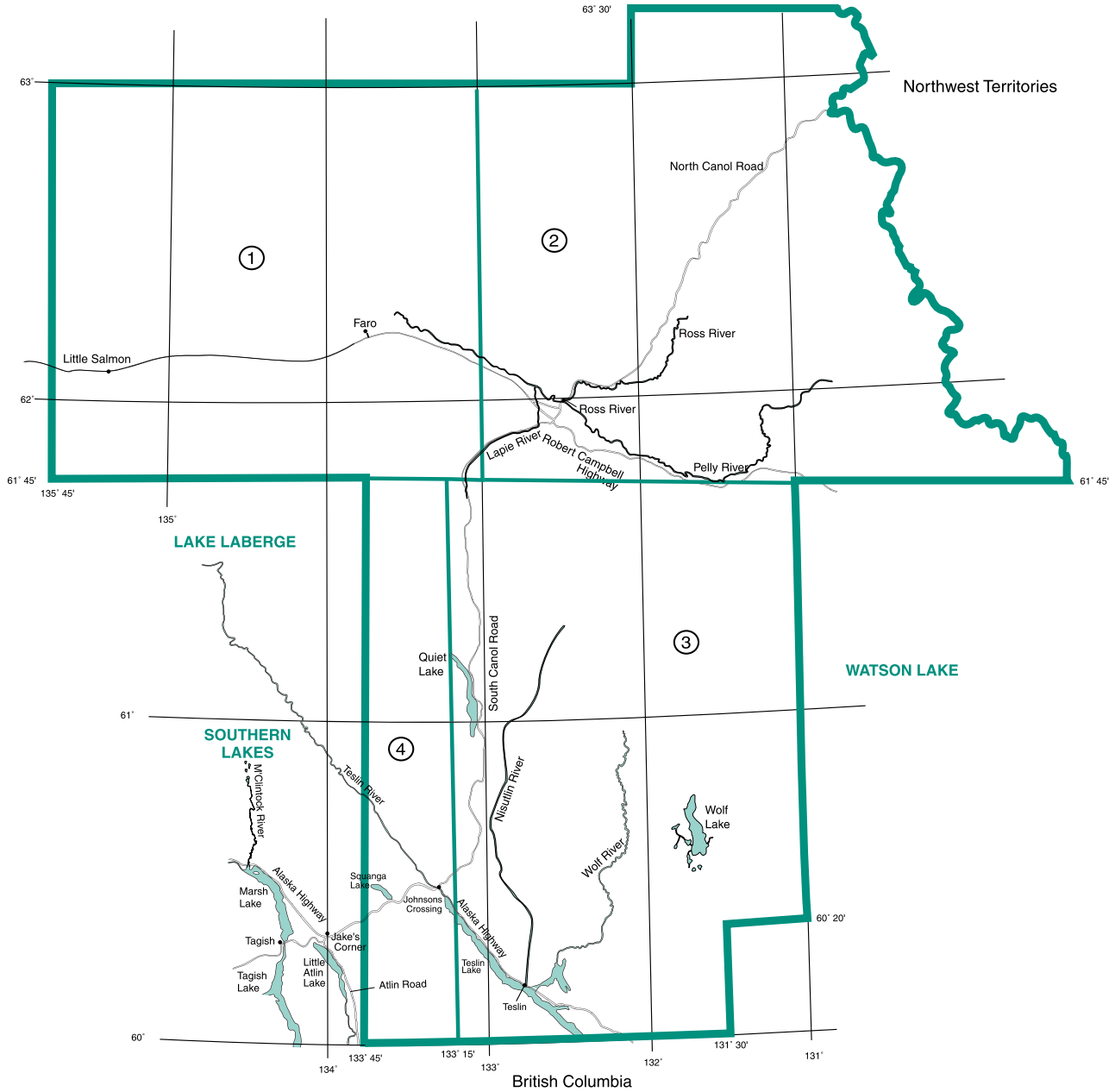
Percentage of electors who voted: 75.59

Number of electors who voted by proxy: 36

Number of electors who voted by special ballot: 5

ELECTORAL DISTRICT OF PELLY-NISUTLIN

CIRCONSCRIPTION DE PELLY-NISUTLIN



Polling Station • Bureau de scrutin

1 _____ 3 _____

2 _____ 4 _____

Published by the Chief Electoral Officer of the Yukon 2002
Publiée par le directeur général des élections du Yukon 2002

ELECTORAL DISTRICT OF PELLY-NISUTLIN

RESULTS BY POLL

Candidates:

Gwen Wally (ND)
 Elvis Aaron Presley (I)
 Marian Horne (YP)
 Hammond Dick (L)

Returning Officer:

Phyllis Forbes

Date of Writ:

September 8, 2006

Nomination Day:

September 18, 2006

Polling Day:

October 10, 2006

Date of Return:

October 16, 2006

| Polling Stations | | Candidates | | | | Rejected ballots | Total vote | Electors on list |
|------------------|----------|-----------------|-------------------------|-------------------|------------------|------------------|------------|------------------|
| Locations | No. | Gwen Wally (ND) | Elvis Aaron Presley (I) | Marian Horne (YP) | Hammond Dick (L) | | | |
| Faro | 1 | 17 | 16 | 80 | 41 | 1 | 155 | 246 |
| Ross River | 2 | 13 | 4 | 32 | 44 | 0 | 93 | 157 |
| Teslin | 3 | 95 | 8 | 100 | 29 | 2 | 234 | 311 |
| Faro | AP1 | 10 | 5 | 12 | 23 | 1 | 51 | - |
| Ross River | AP2 | 3 | 7 | 1 | 3 | 0 | 14 | - |
| Teslin | AP3 | 8 | 0 | 16 | 5 | 0 | 29 | - |
| Totals | 6 | 146 | 40 | 241 | 145 | 4 | 576 | 714 |

Majority for Marian Horne (YP) over

Gwen Wally (ND), 95
 Elvis Aaron Presley (I), 201
 Hammond Dick (L), 96

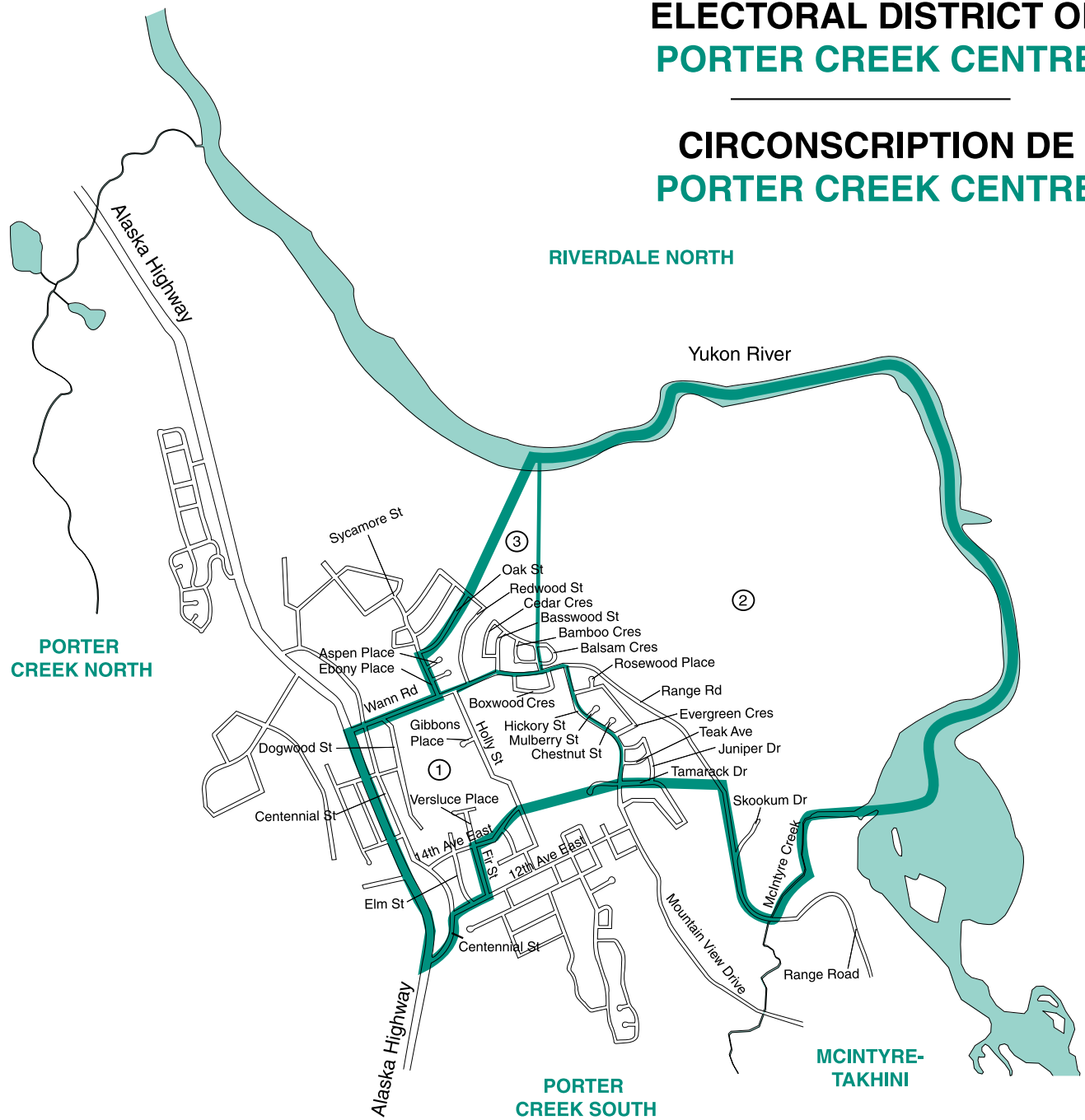
Percentage of electors who voted: 80.67

Number of electors who voted by proxy: 14

Number of electors who voted by special ballot: 16

ELECTORAL DISTRICT OF PORTER CREEK CENTRE

CIRCONSCRIPTION DE PORTER CREEK CENTRE



Polling Station • Bureau de scrutin

1 _____

2 _____

3 _____

Published by the Chief Electoral Officer of the Yukon 2005
Publiée par le directeur général des élections du Yukon 2005

ELECTORAL DISTRICT OF PORTER CREEK CENTRE

RESULTS BY POLL

Candidates:

Archie Lang (YP)
David Laxton (L)
Kate White (ND)

Returning Officer:

Joanne Green

Date of Writ:

September 8, 2006

Nomination Day:

September 18, 2006

Polling Day:

October 10, 2006

Date of Return:

October 16, 2006

| Polling Stations | | Candidates | | | Rejected ballots | Total vote | Electors on list |
|-------------------------------|----------|------------------|------------------|-----------------|------------------|------------|------------------|
| Locations | No. | Archie Lang (YP) | David Laxton (L) | Kate White (ND) | | | |
| Holy Family Elementary School | 1 | 103 | 46 | 37 | 0 | 186 | 279 |
| Holy Family Elementary School | 2 | 93 | 85 | 48 | 1 | 227 | 329 |
| Holy Family Elementary School | 3 | 107 | 57 | 58 | 2 | 224 | 347 |
| Selkirk Elementary School | AP | 41 | 36 | 16 | 0 | 93 | - |
| Totals | 4 | 344 | 224 | 159 | 3 | 730 | 955 |

Majority for Archie Lang (YP) over

David Laxton (L), 120

Kate White (ND), 185

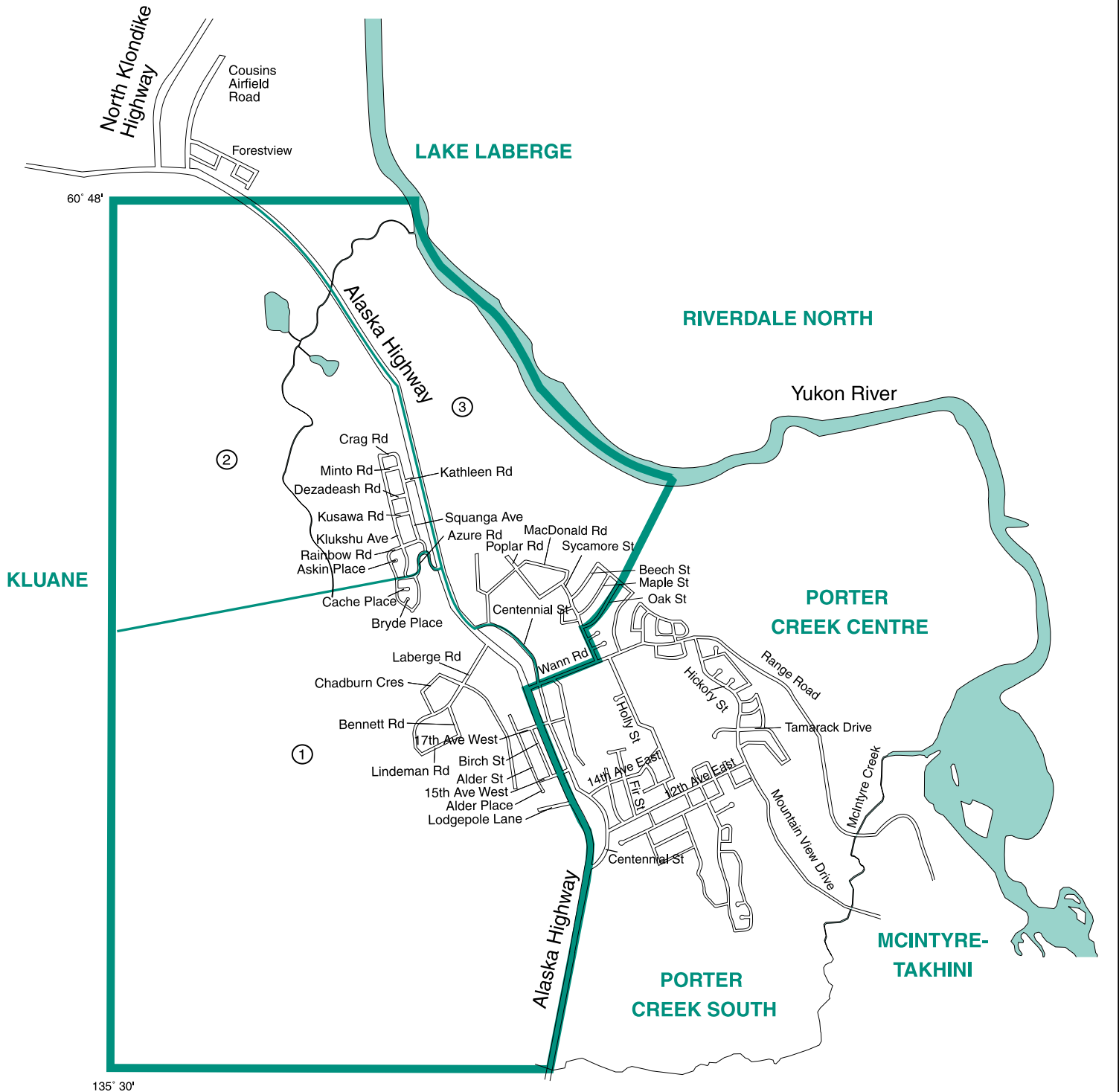
Percentage of electors who voted: 76.44

Number of electors who voted by proxy: 23

Number of electors who voted by special ballot: 15

ELECTORAL DISTRICT OF PORTER CREEK NORTH

CIRCONSCRIPTION DE PORTER CREEK NORD



ELECTORAL DISTRICT OF PORTER CREEK NORTH

RESULTS BY POLL

Candidates:

Dave Hobbis (ND)
Dale Cheeseman (L)
Jim Kenyon (YP)

Returning Officer:

Kathy O'Donovan

Date of Writ:

September 8, 2006

Nomination Day:

September 18, 2006

Polling Day:

October 10, 2006

Date of Return:

October 16, 2006

| Polling Stations | | Candidates | | | Rejected ballots | Total vote | Electors on list |
|----------------------------|----------|------------------|--------------------|-----------------|------------------|------------|------------------|
| Locations | No. | Dave Hobbis (ND) | Dale Cheeseman (L) | Jim Kenyon (YP) | | | |
| Our Lady of Victory Church | 1 | 62 | 43 | 89 | 0 | 194 | 314 |
| Our Lady of Victory Church | 2 | 43 | 79 | 101 | 1 | 224 | 302 |
| Our Lady of Victory Church | 3 | 43 | 56 | 108 | 0 | 207 | 377 |
| Selkirk Elementary School | AP | 10 | 13 | 13 | 0 | 36 | - |
| Totals | 4 | 158 | 191 | 311 | 1 | 661 | 993 |

Majority for Jim Kenyon (YP) over

Dave Hobbis (ND), 153
Dale Cheeseman (L), 120

Percentage of electors who voted: 66.57

Number of electors who voted by proxy: 18

Number of electors who voted by special ballot: 8

ELECTORAL DISTRICT OF PORTER CREEK SOUTH

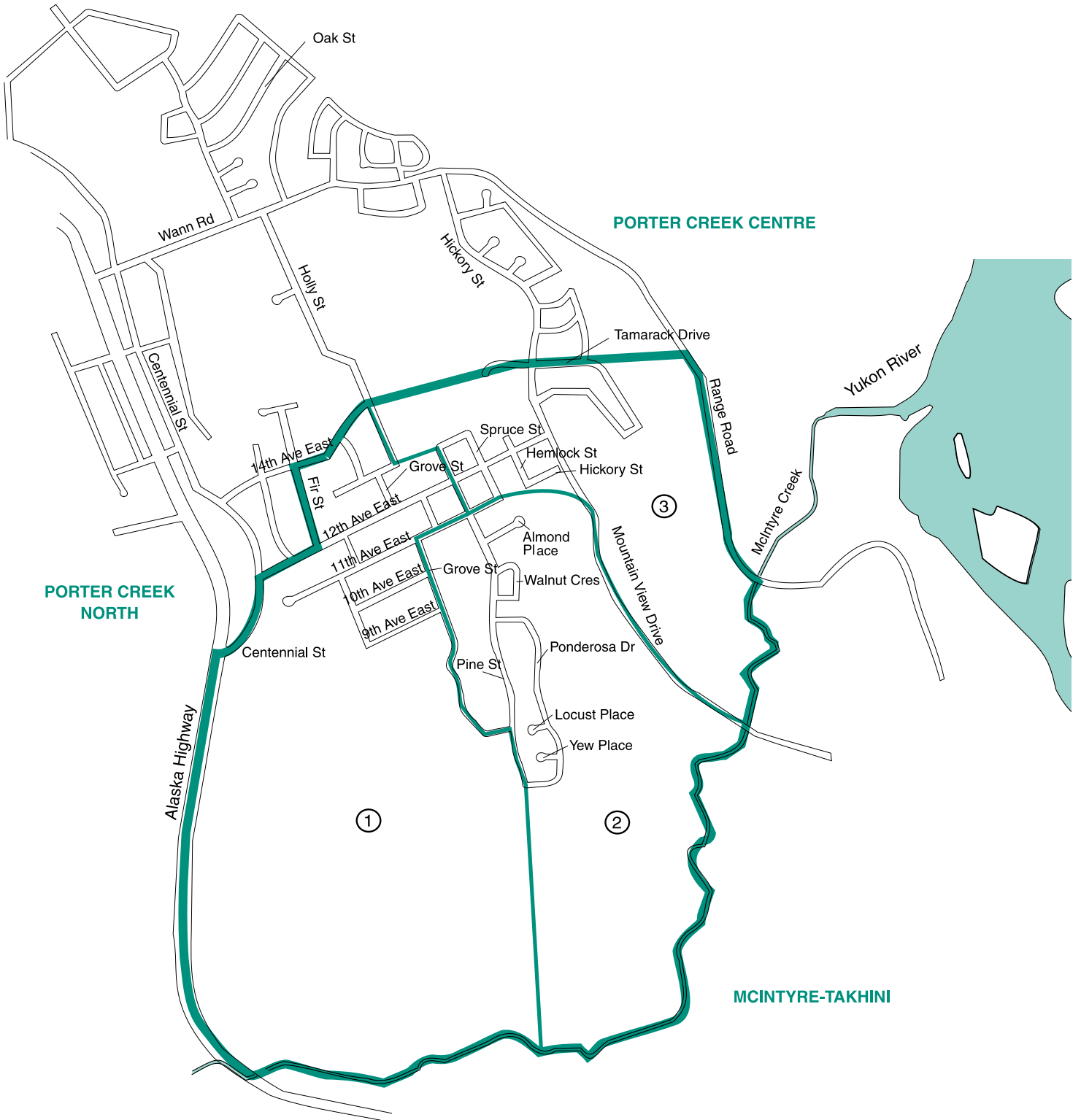
CIRCONSCRIPTION DE PORTER CREEK SUD

PORTER CREEK
NORTH

PORTER CREEK CENTRE

PORTER CREEK
NORTH

MCINTYRE-TAKHINI



ELECTORAL DISTRICT OF PORTER CREEK SOUTH

RESULTS BY POLL

Candidates:

Don Inverarity (L)
 Dean Hassard (YP)
 Samson Hartland (ND)

Returning Officer:

Phyllis Fiendell

Date of Writ:

September 8, 2006

Nomination Day:

September 18, 2006

Polling Day:

October 10, 2006

Judicial Recount:

October 13, 2006

Date of Return:

October 13, 2006

| Polling Stations | | Candidates | | | Rejected ballots | Total vote | Electors on list |
|--------------------------------|----------|--------------------|-------------------|----------------------|------------------|------------|------------------|
| Locations | No. | Don Inverarity (L) | Dean Hassard (YP) | Samson Hartland (ND) | | | |
| Jack Hulland Elementary School | 1 | 81 | 113 | 40 | 1 | 235 | 343 |
| Jack Hulland Elementary School | 2 | 109 | 83 | 25 | 0 | 217 | 322 |
| Jack Hulland Elementary School | 3 | 82 | 73 | 28 | 0 | 183 | 278 |
| Selkirk Elementary School | AP | 32 | 29 | 3 | 0 | 64 | - |
| WGH | - | 0 | 0 | 1 | 0 | 1 | - |
| Totals | 5 | 304 | 298 | 97 | 1 | 700 | 943 |

Majority for Don Inverarity (L) over

Dean Hassard (YP), 6

Samson Hartland (ND), 207

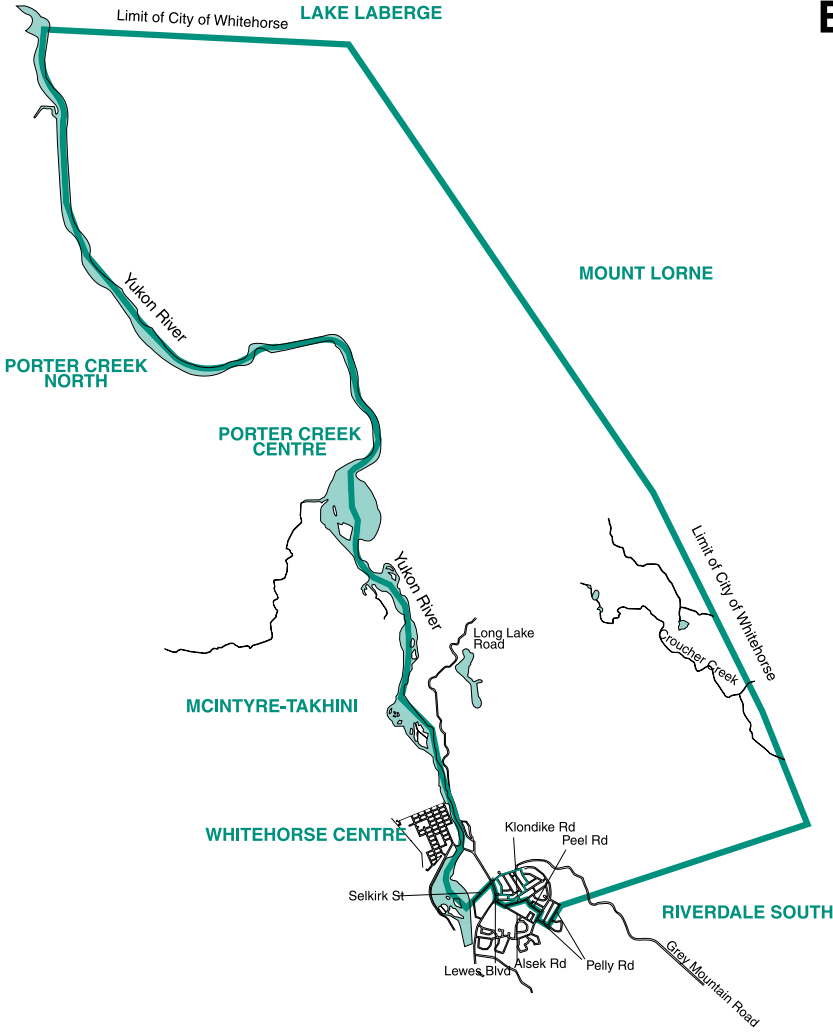
Percentage of electors who voted: 74.23

Number of electors who voted by proxy: 11

Number of electors who voted by special ballot: 7

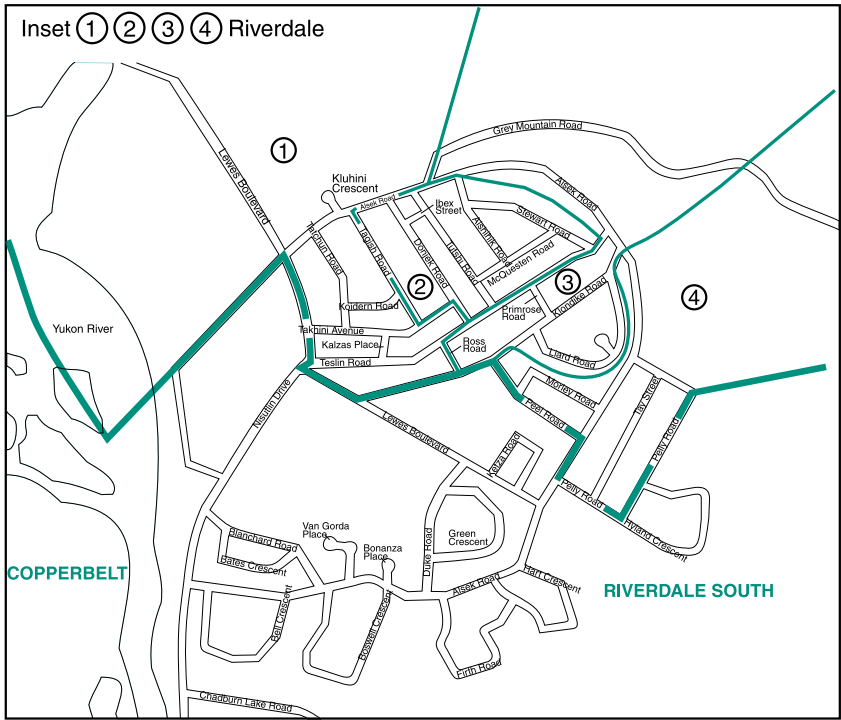
ELECTORAL DISTRICT OF RIVERDALE NORTH

CIRCONSCRIPTION DE RIVERDALE NORD



Polling Station • Bureau de scrutin

- 1 _____
- 2 _____
- 3 _____
- 4 _____



Published by the Chief Electoral Officer of the Yukon 2005
 Publiée par le directeur général des élections du Yukon 2005

ELECTORAL DISTRICT OF RIVERDALE NORTH

RESULTS BY POLL

Candidates:

Lesley Cabott (L)
 Ted Staffen (YP)
 James McCullough (ND)

Returning Officer: Sally Stitt

Date of Writ: September 8, 2006

Nomination Day: September 18, 2006

Polling Day: October 10, 2006

Date of Return: October 16, 2006

| Polling Stations | | Candidates | | | Rejected ballots | Total vote | Electors on list |
|---------------------------|----------|-------------------|------------------|-----------------------|------------------|------------|------------------|
| Locations | No. | Lesley Cabott (L) | Ted Staffen (YP) | James McCullough (ND) | | | |
| Selkirk Elementary School | 1 | 92 | 72 | 48 | 0 | 212 | 345 |
| Selkirk Elementary School | 2 | 65 | 79 | 37 | 0 | 181 | 277 |
| Selkirk Elementary School | 3 | 64 | 125 | 33 | 0 | 222 | 300 |
| Selkirk Elementary School | 4 | 97 | 104 | 38 | 0 | 239 | 353 |
| Macaulay Lodge | - | 9 | 4 | 3 | 0 | 16 | 21 |
| Selkirk Elementary School | AP | 46 | 45 | 13 | 0 | 104 | - |
| Totals | 6 | 373 | 429 | 172 | 0 | 974 | 1,296 |

Majority for Ted Staffen (YP) over

Lesley Cabott (L), 56
 James McCullough (ND), 257

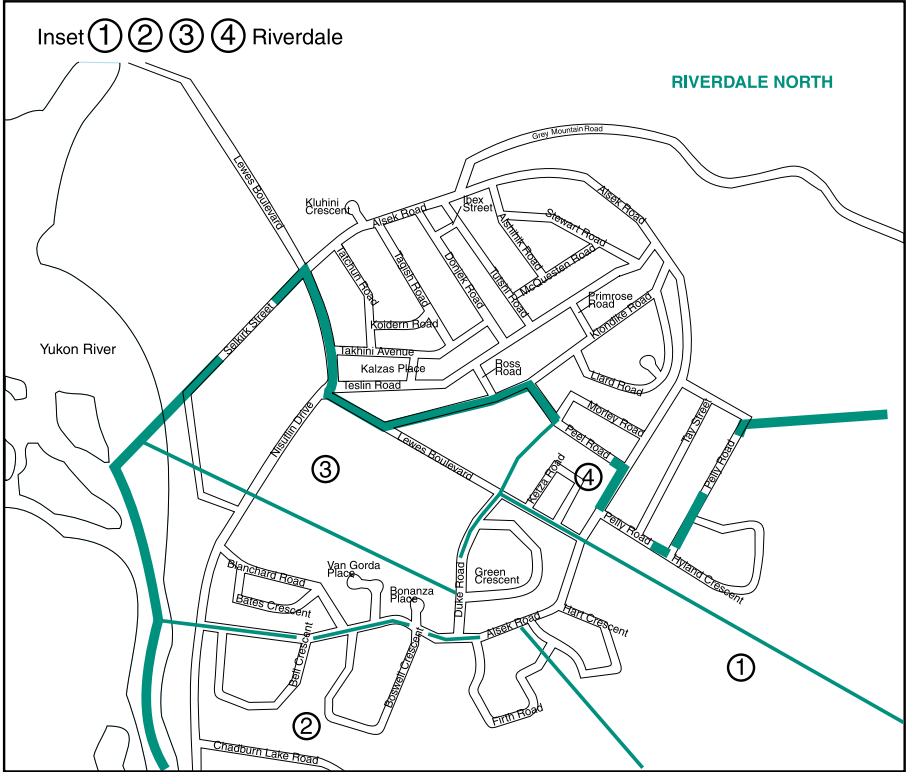
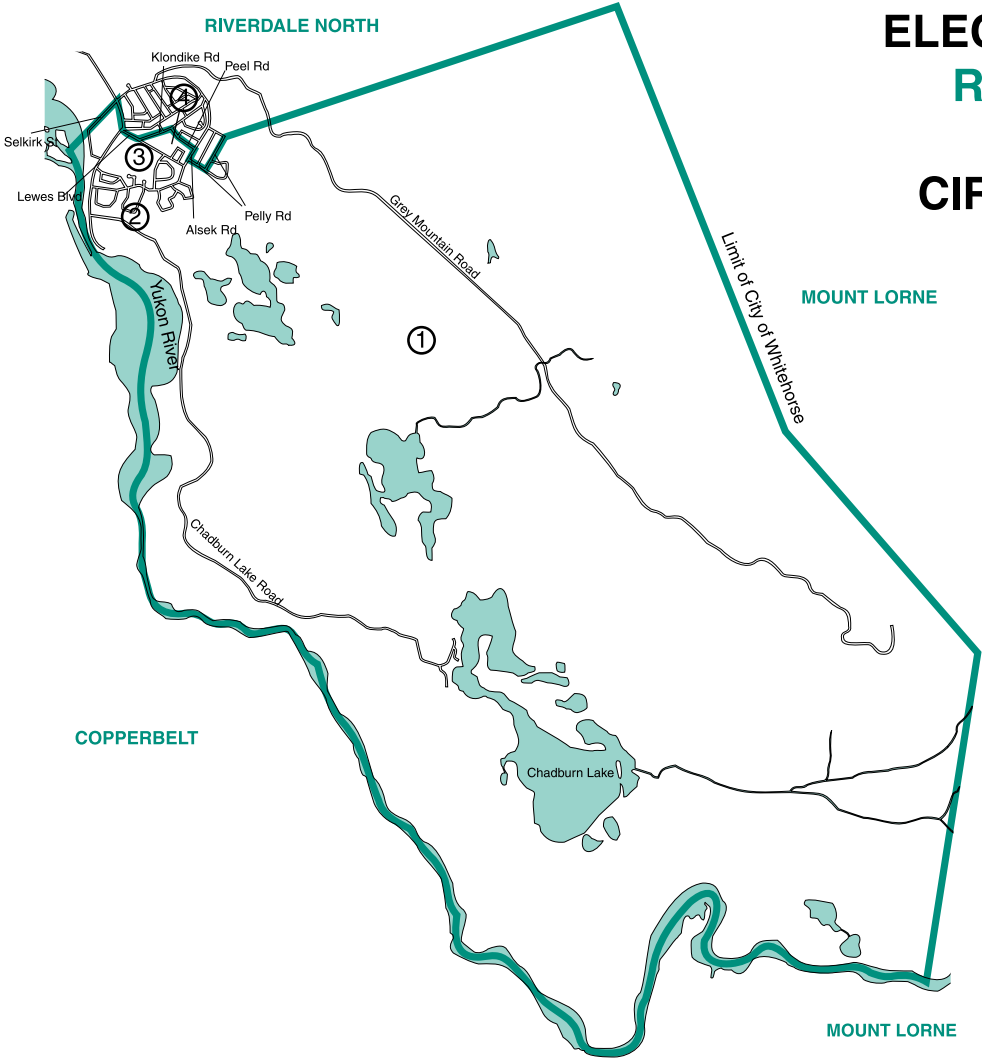
Percentage of electors who voted: 75.15

Number of electors who voted by proxy: 45

Number of electors who voted by special ballot: 14

ELECTORAL DISTRICT OF RIVERDALE SOUTH

CIRCONSCRIPTION DE RIVERDALE SUD



Polling Station • Bureau de scrutin

- 1 _____
- 2 _____
- 3 _____
- 4 _____

Published by the Chief Electoral Officer of the Yukon 2005
 Publiée par le directeur général des élections du Yukon 2005

ELECTORAL DISTRICT OF RIVERDALE SOUTH

RESULTS BY POLL

Candidates:

Phil Treusch (L)
 Glenn Hart (YP)
 Peter Lesniak (ND)

Returning Officer:

Joan Coxford

Date of Writ:

September 8, 2006

Nomination Day:

September 18, 2006

Polling Day:

October 10, 2006

Date of Return:

October 16, 2006

| Polling Stations | | Candidates | | | Rejected ballots | Total vote | Electors on list |
|----------------------------------|----------|------------------|-----------------|--------------------|------------------|------------|------------------|
| Locations | No. | Phil Treusch (L) | Glenn Hart (YP) | Peter Lesniak (ND) | | | |
| Vanier Catholic Secondary School | 1 | 86 | 95 | 52 | 0 | 233 | 371 |
| Vanier Catholic Secondary School | 2 | 83 | 93 | 56 | 2 | 234 | 330 |
| Vanier Catholic Secondary School | 3 | 35 | 36 | 31 | 0 | 102 | 229 |
| Vanier Catholic Secondary School | 4 | 96 | 87 | 63 | 1 | 247 | 385 |
| Selkirk Elementary School | AP | 23 | 45 | 23 | 1 | 92 | - |
| WCC | - | 1 | 1 | 0 | 0 | 2 | - |
| WGH | - | 0 | 0 | 1 | 0 | 1 | - |
| Totals | 7 | 324 | 357 | 226 | 4 | 911 | 1,315 |

Majority for Glenn Hart (YP) over

Phil Treusch (L), 33

Peter Lesniak (ND), 131

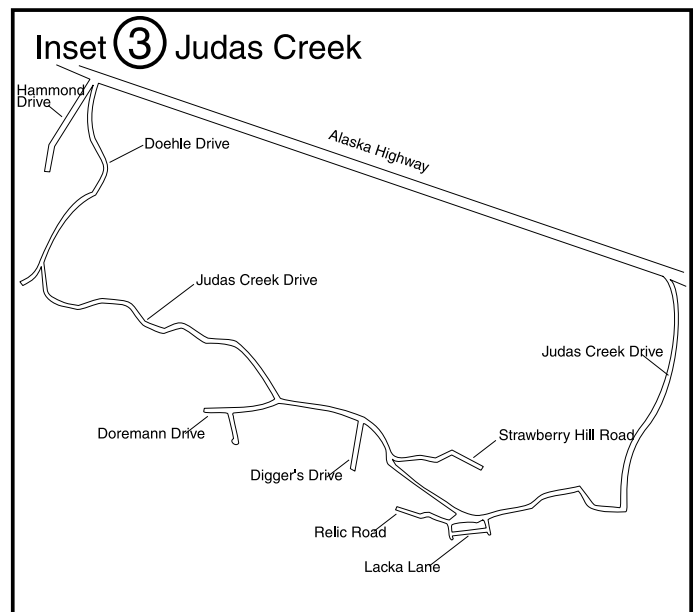
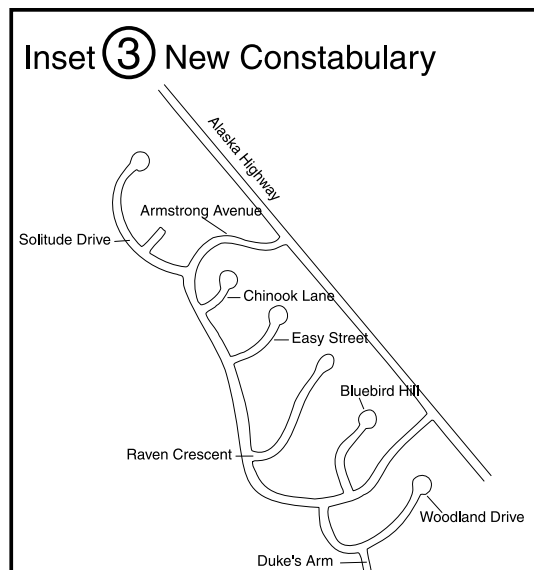
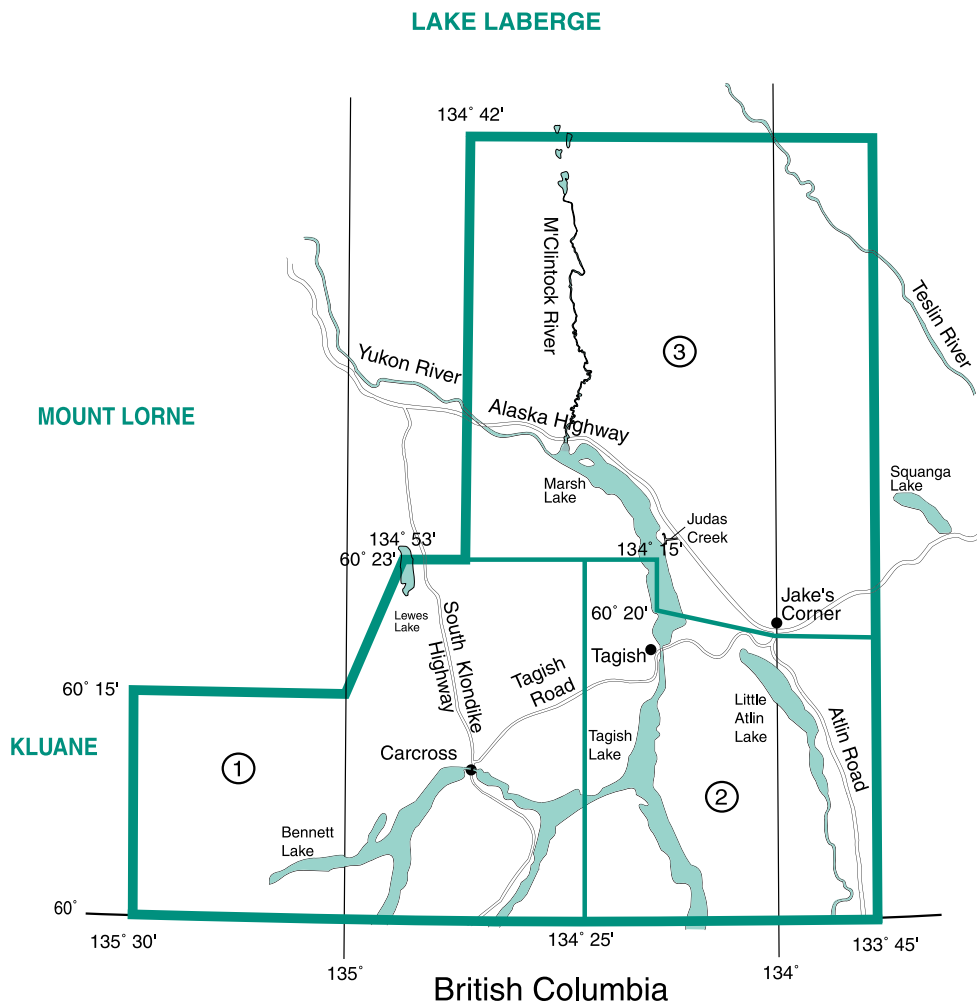
Percentage of electors who voted: 69.28

Number of electors who voted by proxy: 33

Number of electors who voted by special ballot: 7

ELECTORAL DISTRICT OF SOUTHERN LAKES

CIRCONSCRIPTION DE LACS DU SUD



ELECTORAL DISTRICT OF SOUTHERN LAKES

RESULTS BY POLL

Candidates:

Patrick Rouble (YP)
 Kevin Barr (ND)
 Ethel Tizya (L)

Returning Officer: Janet Constable Rushant

Date of Writ: September 8, 2006

Nomination Day: September 18, 2006

Polling Day: October 10, 2006

Date of Return: October 16, 2006

| Polling Stations | | Candidates | | | Rejected ballots | Total vote | Electors on list |
|------------------|----------|---------------------|-----------------|-----------------|------------------|------------|------------------|
| Locations | No. | Patrick Rouble (YP) | Kevin Barr (ND) | Ethel Tizya (L) | | | |
| Carcross | 1 | 36 | 84 | 38 | 3 | 161 | 271 |
| Tagish | 2 | 43 | 29 | 31 | 0 | 103 | 150 |
| Marsh Lake | 3 | 131 | 100 | 56 | 0 | 287 | 428 |
| Carcross | AP1 | 21 | 17 | 4 | 0 | 42 | - |
| Marsh Lake | AP2 | 45 | 5 | 4 | 0 | 54 | - |
| WCC | - | 0 | 1 | 1 | 0 | 2 | - |
| WGH | - | 0 | 2 | 0 | 0 | 2 | - |
| Totals | 7 | 276 | 238 | 134 | 3 | 651 | 849 |

Majority for Patrick Rouble (YP) over Kevin Barr (ND), 38
 Ethel Tizya (L), 142

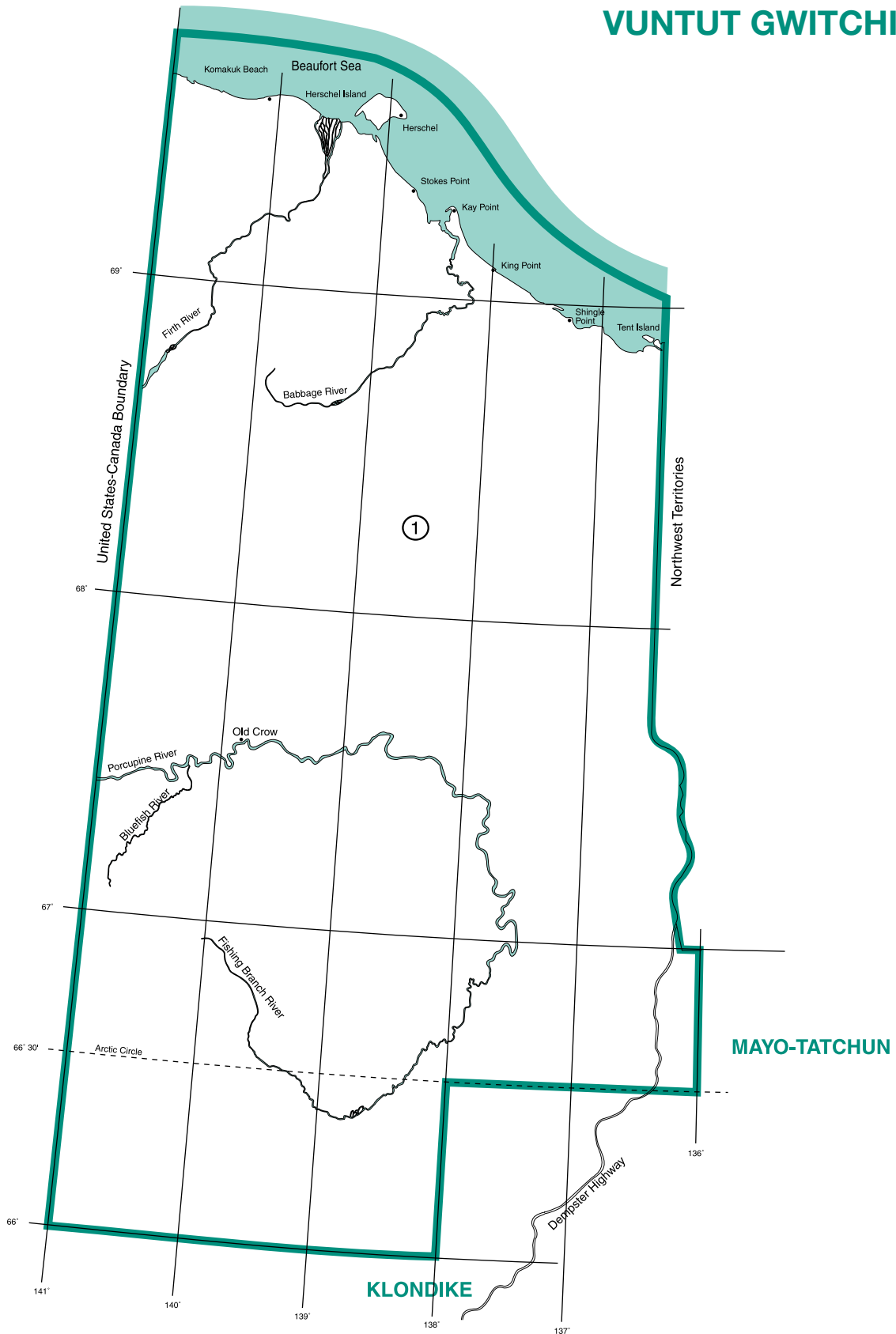
Percentage of electors who voted: 76.68

Number of electors who voted by proxy: 31

Number of electors who voted by special ballot: 5

ELECTORAL DISTRICT OF VUNTUT GWITCHIN

CIRCONSCRIPTION DE VUNTUT GWITCHIN



ELECTORAL DISTRICT OF VUNTUT GWITCHIN

RESULTS BY POLL

Candidates:

William Josie (YP)
 Darius Elias (L)
 Lorraine Peter (ND)

Returning Officer:

Renée Charlie

Date of Writ:

September 8, 2006

Nomination Day:

September 18, 2006

Polling Day:

October 10, 2006

Date of Return:

October 16, 2006

| Polling Stations | | Candidates | | | Rejected ballots | Total vote | Electors on list |
|------------------|----------|--------------------|------------------|---------------------|------------------|------------|------------------|
| Locations | No. | William Josie (YP) | Darius Elias (L) | Lorraine Peter (ND) | | | |
| Old Crow | 1 | 34 | 58 | 35 | 0 | 127 | 176 |
| Old Crow | AP | 3 | 6 | 4 | 0 | 13 | - |
| WCC | - | 1 | 0 | 0 | 0 | 1 | - |
| WGH | - | 0 | 0 | 1 | 0 | 1 | - |
| Totals | 4 | 38 | 64 | 40 | 0 | 142 | 176 |

Majority for Darius Elias (L) over

William Josie (YP), 26
 Lorraine Peter (ND), 24

Percentage of electors who voted: 80.68

Number of electors who voted by proxy: 15

Number of electors who voted by special ballot: 16

Polling Station • Bureau de scrutin

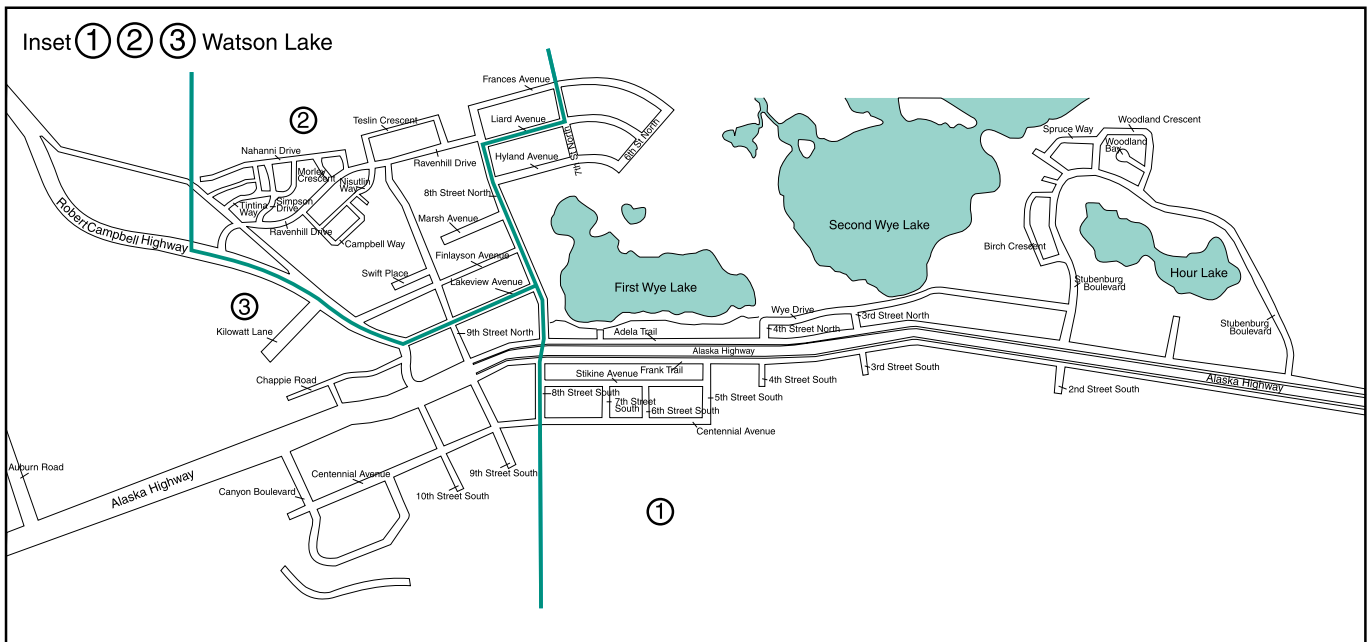
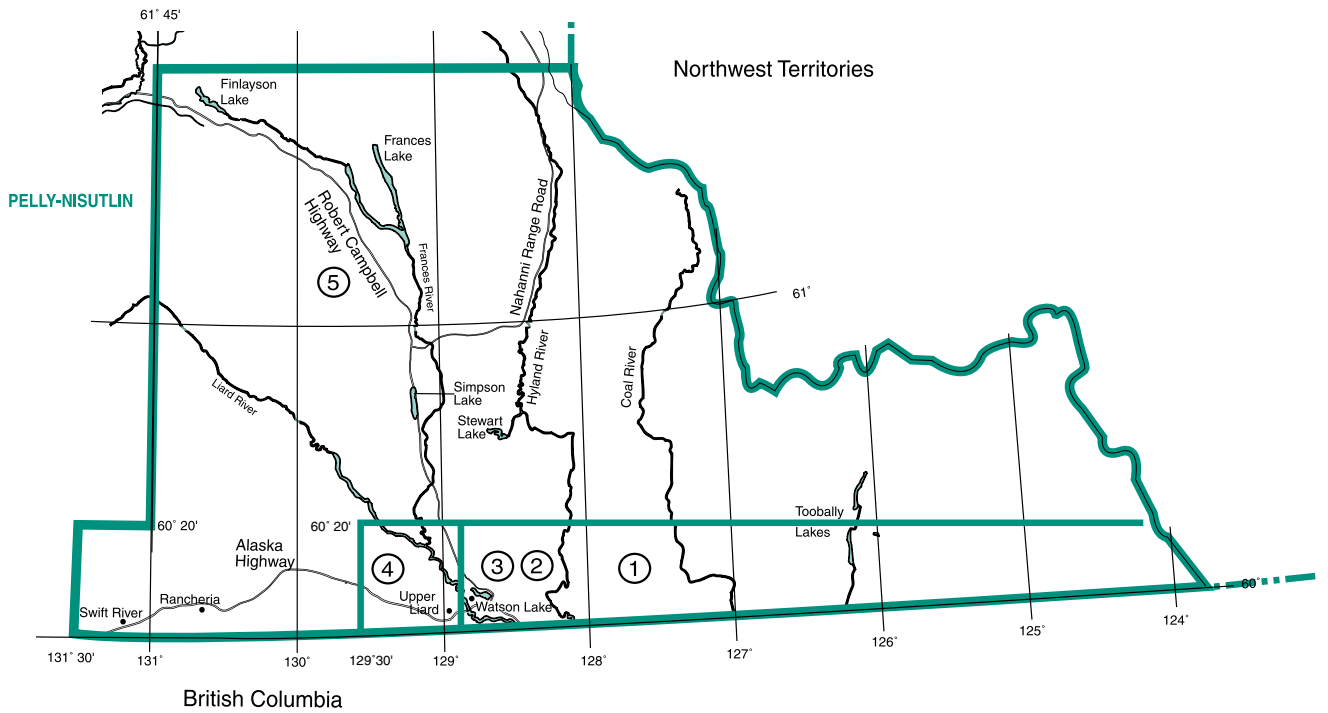
ELECTORAL DISTRICT OF WATSON LAKE

1 _____ 4 _____

2 _____ 5 _____

3 _____

CIRCONSCRIPTION DE WATSON LAKE



Published by the Chief Electoral Officer of the Yukon 2005
Publiée par le directeur général des élections du Yukon 2005

ELECTORAL DISTRICT OF WATSON LAKE

RESULTS BY POLL

Candidates:

Rachael Lewis (ND)
 Dale Robert Worsfold (I)
 Dennis Fentie (YP)
 Rick Harder (L)

Returning Officer:

Laurel Cole

Date of Writ:

September 8, 2006

Nomination Day:

September 18, 2006

Polling Day:

October 10, 2006

Date of Return:

October 16, 2006

| Polling Stations | | Candidates | | | | Rejected ballots | Total vote | Electors on list |
|------------------|----------|--------------------|--------------------------|--------------------|-----------------|------------------|------------|------------------|
| Locations | No. | Rachael Lewis (ND) | Dale Robert Worsfold (I) | Dennis Fentie (YP) | Rick Harder (L) | | | |
| Watson Lake | 1 | 9 | 6 | 104 | 38 | 2 | 159 | 289 |
| Watson Lake | 2 | 11 | 4 | 134 | 40 | 1 | 190 | 330 |
| Watson Lake | 3 | 13 | 11 | 79 | 48 | 1 | 152 | 296 |
| Watson Lake | 4 | 3 | 2 | 39 | 32 | 0 | 76 | 144 |
| Watson Lake | AP | 9 | 5 | 138 | 38 | 1 | 191 | - |
| WCC | - | 0 | 0 | 1 | 0 | 0 | 1 | - |
| Totals | 6 | 45 | 28 | 495 | 196 | 5 | 769 | 1,059 |

Majority for Dennis Fentie (YP) over Rachael Lewis (ND), 450
 Dale Robert Worsfold (I), 467
 Rick Harder (L), 299

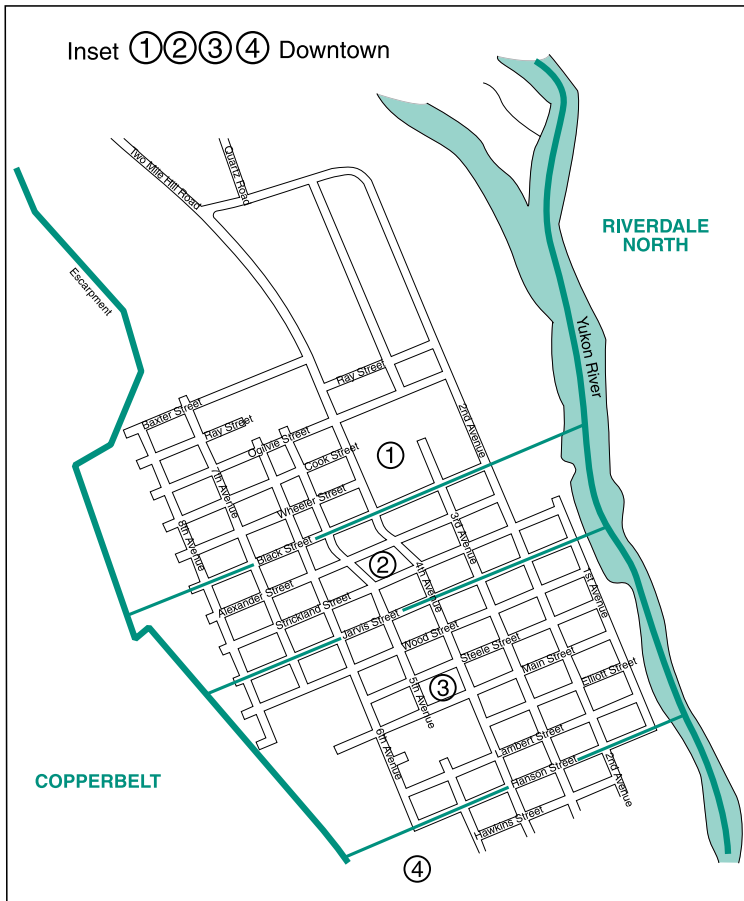
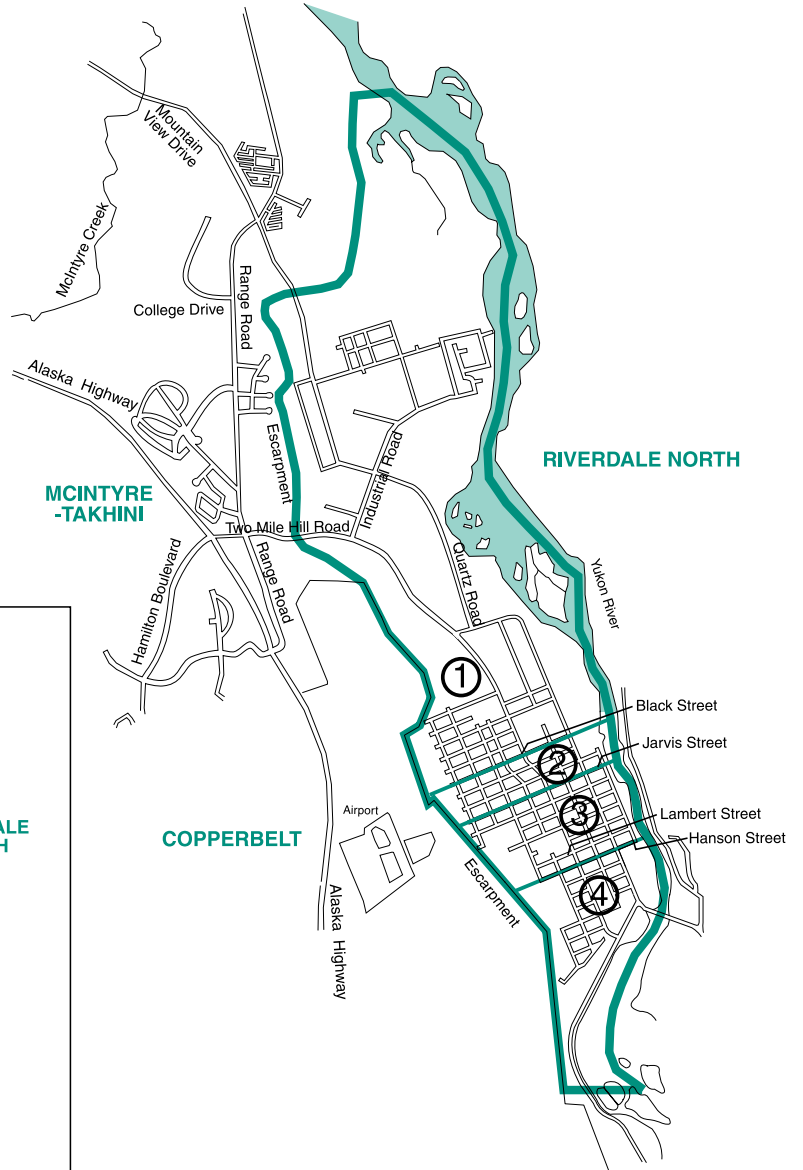
Percentage of electors who voted: 72.62
 Number of electors who voted by proxy: 63
 Number of electors who voted by special ballot: 22

ELECTORAL DISTRICT OF WHITEHORSE CENTRE

CIRCONSCRIPTION DE WHITEHORSE CENTRE

Polling Station • Bureau de scrutin

- 1 _____
- 2 _____
- 3 _____
- 4 _____



Published by the Chief Electoral Officer of the Yukon 2005
Publiée par le directeur général des élections du Yukon 2005

ELECTORAL DISTRICT OF WHITEHORSE CENTRE

RESULTS BY POLL

Candidates:

Todd Hardy (ND)
Jerry Johnson (YP)
Bernie Phillips (L)

Returning Officer:

Frances Landreth

Date of Writ:

September 8, 2006

Nomination Day:

September 18, 2006

Polling Day:

October 10, 2006

Date of Return:

October 16, 2006

| Polling Stations | | Candidates | | | Rejected ballots | Total vote | Electors on list |
|---------------------------|----------|-----------------|--------------------|---------------------|------------------|------------|------------------|
| Locations | No. | Todd Hardy (ND) | Jerry Johnson (YP) | Bernie Phillips (L) | | | |
| Legion Hall | 1 | 92 | 49 | 46 | 2 | 189 | 308 |
| Legion Hall | 2 | 98 | 38 | 45 | 1 | 182 | 271 |
| Legion Hall | 3 | 79 | 39 | 59 | 2 | 179 | 275 |
| Legion Hall | 4 | 64 | 57 | 50 | 2 | 173 | 313 |
| Selkirk Elementary School | AP | 23 | 7 | 9 | 1 | 40 | - |
| WGH | - | 1 | 0 | 2 | 0 | 3 | - |
| Totals | 6 | 357 | 190 | 211 | 8 | 766 | 1,167 |

Majority for Todd Hardy (ND) over

Jerry Johnson (YP), 167

Bernie Phillips (L), 146

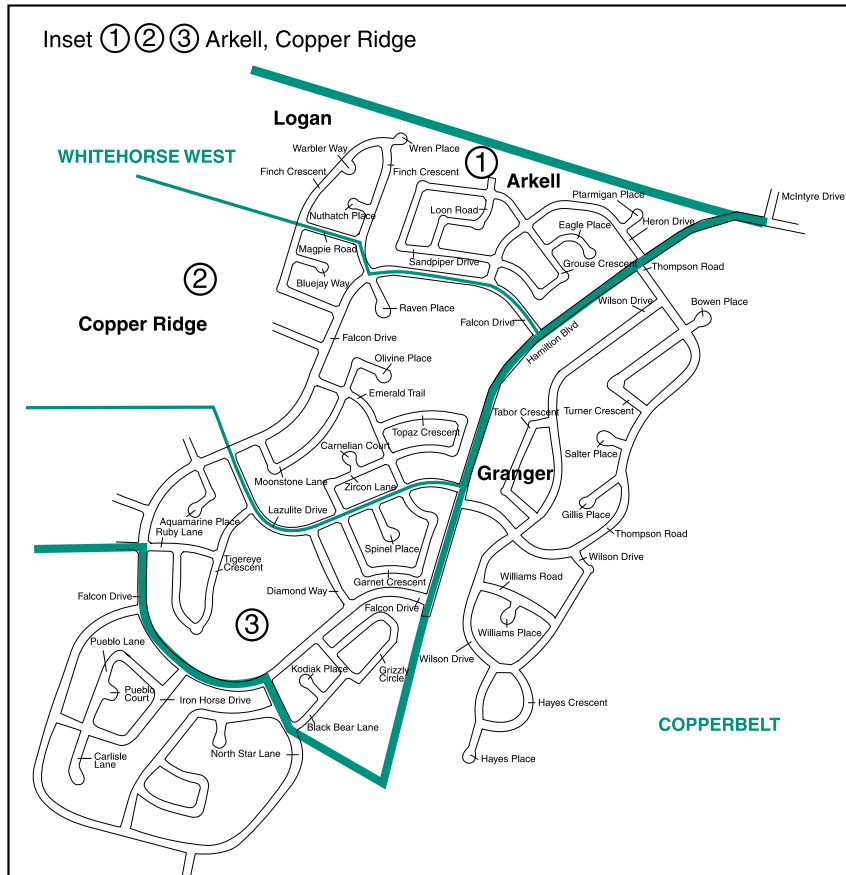
Percentage of electors who voted: 65.64

Number of electors who voted by proxy: 25

Number of electors who voted by special ballot: 3

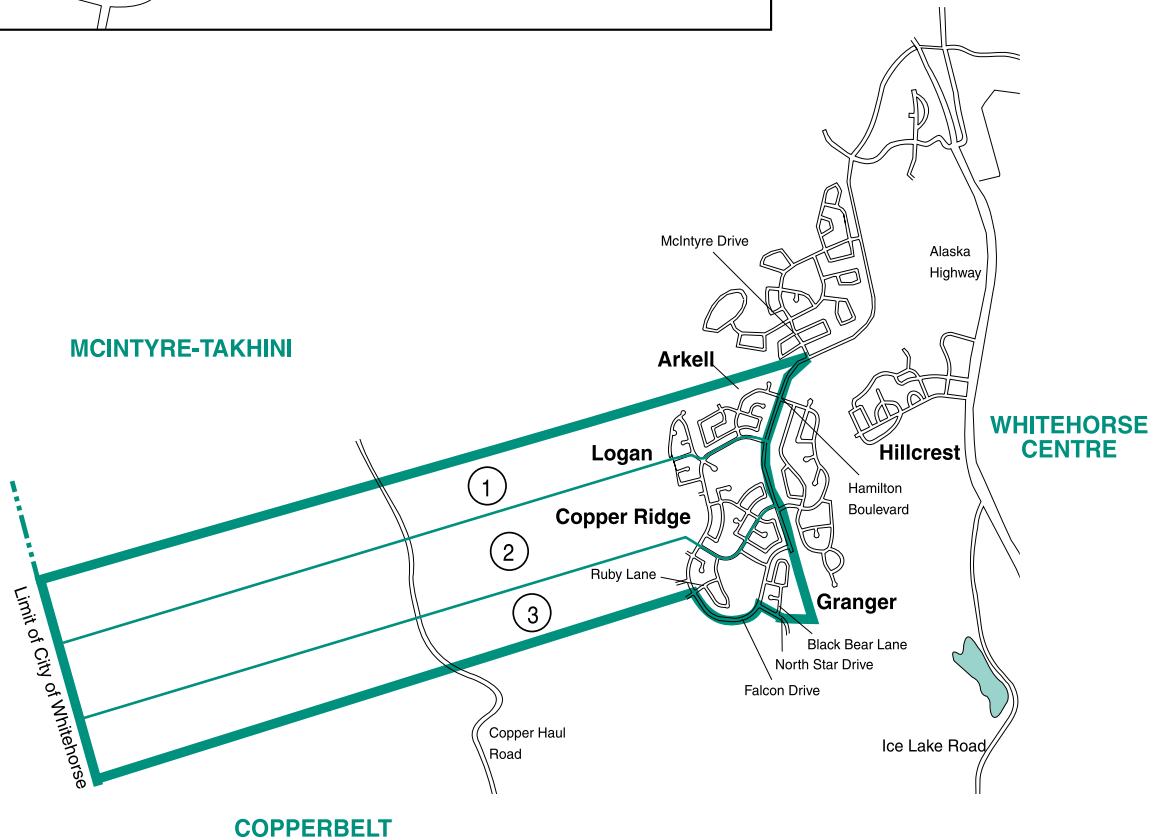
ELECTORAL DISTRICT OF WHITEHORSE WEST

CIRCONSCRIPTION DE WHITEHORSE WEST



Polling Station • Bureau de scrutin

- 1 _____
- 2 _____
- 3 _____



Published by the Chief Electoral Officer of the Yukon 2002
Publiée par le directeur général des élections du Yukon 2002

ELECTORAL DISTRICT OF WHITEHORSE WEST

RESULTS BY POLL

Candidates:

Elaine Taylor (YP)
 Mike Walton (L)
 Rhoda Merkel (ND)

Returning Officer:

Ada Rienks

Date of Writ:

September 8, 2006

Nomination Day:

September 18, 2006

Polling Day:

October 10, 2006

Date of Return:

October 16, 2006

| Polling Stations | | Candidates | | | Rejected ballots | Total vote | Electors on list |
|--------------------------------|----------|--------------------|-----------------|-------------------|------------------|------------|------------------|
| Locations | No. | Elaine Taylor (YP) | Mike Walton (L) | Rhoda Merkel (ND) | | | |
| Elijah Smith Elementary School | 1 | 141 | 91 | 23 | 1 | 256 | 399 |
| Elijah Smith Elementary School | 2 | 156 | 135 | 15 | 3 | 309 | 434 |
| Elijah Smith Elementary School | 3 | 177 | 122 | 33 | 1 | 333 | 464 |
| Copper Ridge Place | - | 10 | 4 | 1 | 1 | 16 | 22 |
| Selkirk Elementary School | AP | 27 | 19 | 3 | 0 | 49 | - |
| Totals | 5 | 511 | 371 | 75 | 6 | 963 | 1,319 |

Majority for Elaine Taylor (YP) over

Mike Walton (L), 140
 Rhoda Merkel (ND), 436

Percentage of electors who voted: 73.01

Number of electors who voted by proxy: 19

Number of electors who voted by special ballot: 16

