



## Report of the Chief Electoral Officer

# THE ADMINISTRATION OF THE 2021 TERRITORIAL GENERAL ELECTION





**Report of the**

**Chief Electoral Officer of the Yukon**

**The Administration of the 2021 Territorial General Election**

**held on**

**April 12, 2021**

Updated May 10, 2022

Published by the Chief Electoral Officer of the Yukon



## TABLE OF CONTENTS

TABLE OF CONTENTS.....	1
INTRODUCTION.....	4
MESSAGE FROM THE CHIEF ELECTORAL OFFICER.....	4
PART 1 – ISSUE OF THE WRIT AND EVENT TIMELINES .....	6
Issue of the Writ.....	6
Event Timelines.....	6
PART 2 - STATISTICS AT A GLANCE.....	8
Number of Members Elected and Political Party Percentage of Vote.....	8
Elector Turnout.....	8
Official Results by Candidate and Party.....	9
Vote Distribution by Electoral District and Party .....	10
Turnout by Electoral District.....	10
Territorial Voting Option .....	11
Voting Option by Electoral District.....	11
Elector Voting Options.....	12
Elector by Age and Gender Distribution .....	13
Voters by Age and Gender Distribution.....	13
Elector Distribution by Age.....	14
Distribution of Polls.....	15
Comparative Statistics.....	16
PART 3 – THE ELECTORAL CYCLE .....	19
Periods of the Electoral Cycle .....	19
Strategic Plan .....	20
PART 4: PRE-ELECTION ACTIVITIES.....	22
General.....	22
Pre-Election Period Readiness - Activities of Note (2018 – 2020).....	22
Election Readiness.....	22
Strategic Plan Implemented.....	23
Permanent Register Established .....	23
Modernization of Electoral Management Software (EMS).....	23

Approved Elections Act Changes for Election in 2015 .....	24
Elections Act Recommended Changes Approved.....	24
Civic Addressing .....	24
Additional Voting Options and Access.....	25
Updated List of Electors Produced .....	26
Increased Organizational Capacity Developed.....	26
Communication and Outreach Expanded.....	26
Recruitment of Election Workers.....	26
Technology.....	27
Risk and COVID Contingency Development.....	27
<b>PART 5 – ELECTION PERIOD ACTIVITIES.....</b>	<b>29</b>
General.....	29
Set Up - Elections Headquarters/Returning Offices .....	29
Electoral District and Polling Divisions.....	29
Returning Officers .....	30
Polls and Voting Options .....	31
Electoral Calendar .....	36
Political Parties.....	38
Candidates .....	38
Political Party and Candidate Support:.....	38
CIVIX and Future Voters .....	39
<b>PART 6 – POST-ELECTION PERIOD ACTIVITIES.....</b>	<b>40</b>
Concurrent Activity .....	40
Return of Materials and Audit .....	40
Budget .....	40
Court Challenge to the Results - Judicial Recount for Vuntut Gwitchin .....	41
Feedback.....	42
Complaints.....	43
Review of Authorized Identification.....	43
<b>PART 7 – WAY AHEAD.....</b>	<b>44</b>
Mandate .....	44
Evolution of Elections Yukon Services .....	44
Innovation.....	44
<b>PART 8 - SUMMARY OF RECOMMENDED CHANGES TO THE ELECTIONS ACT.....</b>	<b>46</b>

Summary of Recommended Elections Act Changes .....	46
<b>PART 9 - SUMMARY OF ELECTION FINANCING REPORTS.....</b>	<b>50</b>
Yukon Liberal Party.....	50
Yukon Party.....	50
Yukon New Democratic Party .....	50
<b>PART 10 – ELECTION RESULTS BY ELECTORAL DISTRICT .....</b>	<b>51</b>
Results - Members Elected to the 35 <sup>th</sup> Legislative Assembly.....	51
Copperbelt North.....	52
Copperbelt South.....	55
Klondike.....	58
Kluane .....	61
Lake Laberge.....	64
Mayo – Tatchun .....	67
Mount Lorne – Southern Lakes.....	70
Mountainview .....	73
Pelly – Nisutlin .....	76
Porter Creek Centre .....	79
Porter Creek North.....	82
Porter Creek South.....	85
Riverdale North.....	88
Riverdale South.....	91
Takhini – Kopper King.....	94
Vuntut Gwitchin.....	97
Watson Lake .....	100
Whitehorse Centre.....	103
Whitehorse West.....	106

## INTRODUCTION

This report provides an overview of the conduct of the April 2021 territorial election in the Yukon. It outlines the major electoral activities for the readiness and delivery of the election. It also serves to report the official results of the election.

On March 12, 2021 Premier Sandy Silver requested the Commissioner of Yukon, the Honourable Angélique Bernard, to dissolve the 34<sup>th</sup> Legislative Assembly. The Chief Electoral Officer issued a Writ of Election on March 12, 2021 to the Returning Officers in the 19 Electoral Districts to conduct a territorial general election to elect the 19 members of the Legislative Assembly. Polling day was set as Monday, April 12, 2021.

## MESSAGE FROM THE CHIEF ELECTORAL OFFICER

Elections are the central institutional process of democratic representative governments which provide representation and accountability in the governance of a jurisdiction. They are often historic, dynamic, and consequential. It is Elections Yukon's mandate to administer the electoral processes that determines political power in the territory.

From an election administration perspective, the 2021 election offered unprecedented challenge and opportunity for the Elections Yukon team.

Election readiness is an ongoing electoral cycle activity. Over the early 2017 to spring 2018 period following the 2016 election, work with the Electoral District Boundaries Commission took priority and focus. School council elections in 26 attendance areas across the territory were held in May 2018. A number of by-elections were required later that fall. There was a turnover of the Chief Electoral Officer during the summer of 2018. A school board election was scheduled for the fall of 2019. New school council elections were scheduled for spring 2020 which would later be postponed. There was major renewal of legislation, processes, technology, and processes on all electoral fronts.

Territorial election readiness, even during a majority government, is an ongoing activity. Many milestones were set. The 34<sup>th</sup> Legislative Assembly legislature was dissolved eight months prior to the November 18, 2021 date when an election would have been required. The two previous governments held five year terms. The March election call was the first spring election in over 20 years. It was also the first territorial election held during a COVID-19 pandemic.

The 2021 election had the greatest number of election workers, the most advanced training requirements, and introduced significant updates to process and technology. There were a number of transformative activities to plan and implement; legislative changes improved elector options to vote as well as the introduction of a permanent register. New technologies were introduced and supported greater elector coverage and





register accuracy. Innovation improved election processes and elector-centric services. There were significant and positive changes.

The most common question I get as Chief Electoral Officer is, “what do you do between elections?” The answer is that we build capacity and readiness through a process-centric approach. The short, high profile, and intense election delivery is only part of the election administration process; it is the product of the ongoing and overlapping electoral cycle work of detailed planning and readiness work. This includes legislative changes, improving services and convenience, recruiting and training, and building partnerships.


Over the next 5 years, Elections Yukon will administer up to 16 electoral events; for territorial elections, school council elections (every two years), and school board elections (every three years). Recently referendums have been introduced and an additional school board has been established. Until just prior to the 2021 election, when an administrative position was added, Elections Yukon had a full time staff of two. A large mandate and much to do between elections.

By this report, I salute the exceptional work of the Elections Yukon team; our core team augmented by the talented and motivated staff at our headquarters, and the Returning Officers and their teams who deliver yeoman service. The critical work of those many hundreds of election officials who filled the 600 positions needed to deliver the 2021 election in the offices and polling places throughout the 19 electoral districts was instrumental. Their contribution and commitment, often unseen, is most inspiring and a true hallmark tribute to the importance of the work they do in delivering democracy.

Elections Yukon does not work alone. We look to build on the electoral foundations made by the leadership and vision of those administrators before us. We recognize the invaluable contribution of the many partners, stakeholders and organizations who supported our efforts and provided guidance and feedback. Their collaboration was critical to electoral integrity and readiness. The support and insights of the all-party Members’ Services Board and the inputs of political parties and candidates were integral elements to the evolution of electoral processes and elector services.

I offer a heartfelt thank you to the over 19,000 Yukon electors who exercised their right to vote in this election and those 57 candidates who stood for office. Democracy at work.

The mission of Elections Yukon is to administer fair, compliant and impartial elections. While democracy is much more than elections, it is a fundamental condition. Elections Yukon is proud to do its part.



H. Maxwell Harvey  
Chief Electoral Officer

## PART 1 – ISSUE OF THE WRIT AND EVENT TIMELINES

### Issue of the Writ

On November 7, 2016 a territorial general election was held in the Yukon. A majority Yukon Liberal Party government was elected with 11 seats. Under the *Yukon Act*, an election was required to be called by November 18, 2021 which marked the five-year maximum period from the return of the writ after the 2016 election. In December 2020, the *Elections Act* was amended to introduce fixed elections dates and set an election date of November 3, 2025 and then every four years.

Notwithstanding a fixed election date, the *Elections Act* provides that nothing affects the power of the Commissioner to order the Chief Electoral Officer to issue a writ of election at the Commissioner’s discretion. An election was called on March 12, 2021.

### Event Timelines

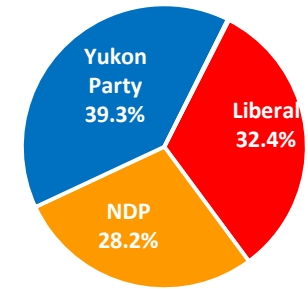
DATE	EVENT	REMARKS
Mon Mar 1	Elections Yukon Readiness Date	<ul style="list-style-type: none"> <li>Returning Officer training, tasking (polling division realignment, office and polling place lease arrangements, technology training), and materials distributed.</li> </ul>
Fri Mar 12	Issue of Writ	<ul style="list-style-type: none"> <li>Writ issued to 19 Returning Officers and acknowledged.</li> </ul>
	Special Ballot Application and Issue commences	<ul style="list-style-type: none"> <li>First special ballot voting commenced within one hour after issue of writ.</li> </ul>
Sat Mar 13	Returning Offices Open	<ul style="list-style-type: none"> <li>Polling places confirmed.</li> </ul>
	Candidate Nominations Open	<ul style="list-style-type: none"> <li>Revision period for electors for registration, information update or confirmation available online or in offices.</li> </ul>
	Revision Period Begins	<ul style="list-style-type: none"> <li>Help desk introduced. Telephone and email access for electors, candidates and election teams.</li> </ul>
	Help Desk Opens at Elections Yukon	
Fri Mar 19	Voter Information Card (VIC) Mail-Out Begins	<ul style="list-style-type: none"> <li>Voters were encouraged, but not required, to bring their Voter Information Card with them to their Polling District.</li> </ul>
Mon Mar 22	Nomination Day - End of Nominations	<ul style="list-style-type: none"> <li>57 candidates nominated.</li> </ul>

DATE	EVENT	REMARKS
Wed Mar 24	Last Day to Withdraw Candidature	<ul style="list-style-type: none"> <li>• Candidate from electoral district of Watson Lake withdraws. Name not included on the ballot.</li> <li>• Green Party did not meet minimum of two candidates to retain party status.</li> </ul>
	Green Party Deregistered	
Fri Apr 2	End of Revision Period	<ul style="list-style-type: none"> <li>• Revision continues at returning offices for special ballot voting and advance and polling day polls.</li> </ul>
Sun Apr 4	First Day of Advance Poll	<ul style="list-style-type: none"> <li>• Easter Sunday. Polls open 8 AM to 8 PM. All polls open on time.</li> </ul>
Mon Apr 5	Second Day of Advance Polls	<ul style="list-style-type: none"> <li>• Easter Monday. Polls open 8 AM to 8 PM. All polls open on time.</li> </ul>
Fri Apr 9	End of Application Period for Special Ballots	<ul style="list-style-type: none"> <li>• Special ballot return required by close of polls on Apr 12. Options to return included to the Returning Officer, by mail, or by drop-box.</li> </ul>
Mon Apr 12	Polling Day	<ul style="list-style-type: none"> <li>• Polls open 8 AM to 8 PM. All polls open on time.</li> <li>• Unofficial results announced.</li> </ul>
Thu Apr 15	Official Addition	<ul style="list-style-type: none"> <li>• Official Results announced.</li> </ul>
Mon Apr 19	Judicial Recount and Drawing of Name	<ul style="list-style-type: none"> <li>• Conducted by Chief Justice Elizabeth Duncan of the Yukon Supreme Court.</li> </ul>
	Return of the Writ	
Thu Apr 22	Application to the Supreme Court to challenge the validity of election in electoral district of Vuntut Gwitchin	<ul style="list-style-type: none"> <li>• P. Frost (Petitioner) and A. Blake and M. Harvey (Respondents).</li> </ul>
Wed Jun 23-Thu Jun 24	Court Hearings	<ul style="list-style-type: none"> <li>• Presided by Chief Justice Elizabeth Duncan of the Yukon Supreme Court.</li> </ul>
Thu Aug 5	Court Decision	<ul style="list-style-type: none"> <li>• Decision released by Chief Justice Elizabeth Duncan of the Yukon Supreme Court. Application dismissed.</li> </ul>

## PART 2 - STATISTICS AT A GLANCE

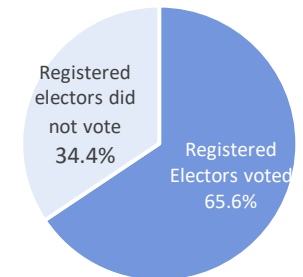
### Number of Members Elected and Political Party Percentage of Vote

DISTRIBUTION OF VOTES				
POLITICAL PARTY	CANDIDATES	ELECTED	VOTES RECEIVED	% VOTE
Yukon Liberal Party	19	8	6,155	32.4%
Yukon Party	18	8	7,477	39.3%
Yukon NDP	18	3	5,356	28.2%
Independent	1	0	26	0.1%
<b>TOTALS</b>	<b>56</b>	<b>19</b>	<b>19,014</b>	<b>100%</b>



### Elector Turnout

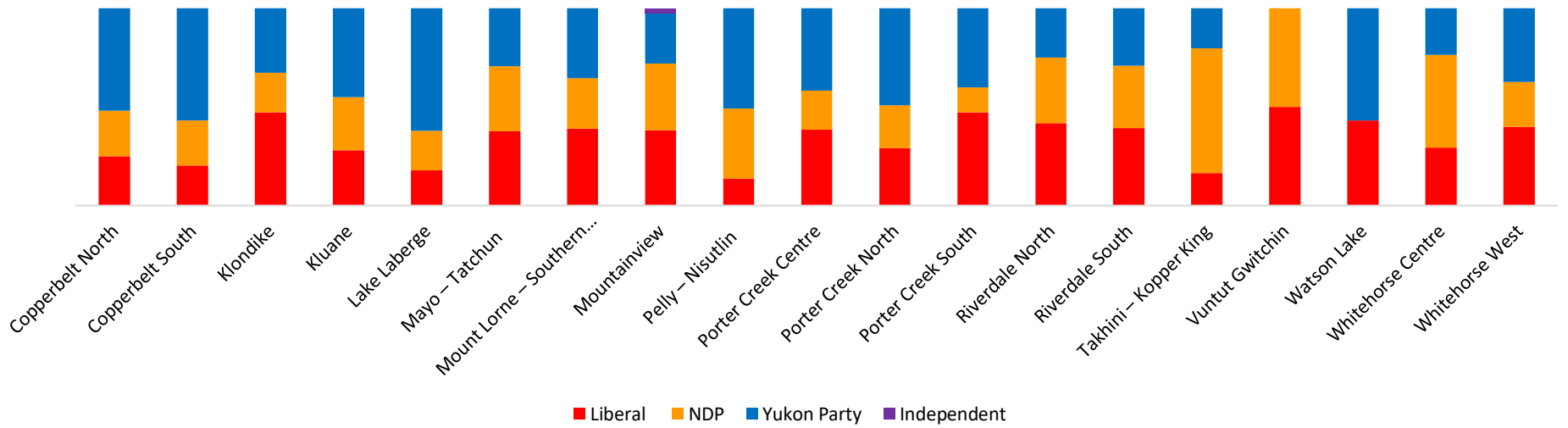
ELECTOR TURNOUT			
	TOTAL # ELECTORS	# OF ELECTORS	% ELECTORS
Electors Who Voted	29,112	19,102	65.6%
Registered Electors Who Did Not Vote		10,010	34.4%



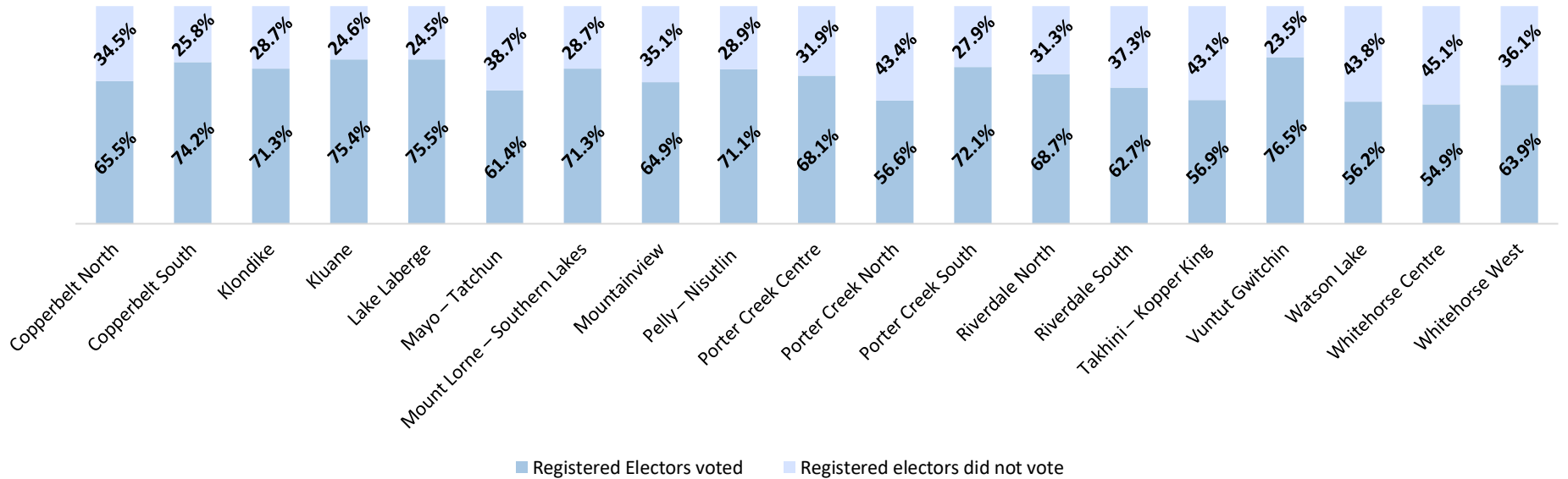
## Official Results by Candidate and Party

ED #	ELECTORAL DISTRICT	REGISTERED ELECTORS	YUKON PARTY		YUKON LIBERAL PARTY		YUKON NDP		INDEPENDENT CANDIDATES		VOTE TOTAL
1	Copperbelt North	2,120	Currie Dixon	717	Ted Adel	346	Saba Javed	318	N/A	N/A	1,381
2	Copperbelt South	1,723	Scott Kent	726	Sheila Robertson	259	Kaori Torigai	289	N/A	N/A	1,274
3	Klondike	1,583	Charlie Dagostin	364	Sandy Silver	526	Chris Clarke	224	N/A	N/A	1,114
4	Kluane	1,050	Wade Istchenko	352	Luke Campbell	219	Dave Weir	211	N/A	N/A	782
5	Lake Laberge	1,719	Brad Cathers	799	Tracey Jacobs	229	Ian Angus	259	N/A	N/A	1,287
6	Mayo-Tatchun	1,035	Peter Grundmanis	186	Jeremy Harper	238	Patty Wallingham	208	N/A	N/A	632
7	Mount Lorne- Southern Lakes	1,618	Eric Schroff	406	John Streicker	446	Erik Pinkerton	292	N/A	N/A	1,144
8	Mountainview	1,623	Ray Sydney	268	Jeanie Mclean (Dendys)	402	Michelle Friesen	356	Coach Jan Prieditis	26	1,052
9	Pelly-Nisutlin	1,007	Stacey Hassard	362	Katherine Alexander	97	George Bahm	254	N/A	N/A	713
10	Porter Creek Centre	2,477	Yvonne Clarke	704	Paolo Gallina	646	Shonagh McCrindle	334	N/A	N/A	1,684
11	Porter Creek North	2,019	Geraldine Van Bibber	562	Staci McIntosh	331	Francis van Kessel	250	N/A	N/A	1,143
12	Porter Creek South	921	Chad Sjodin	262	Ranj Pillai	309	Colette Acheson	84	N/A	N/A	655
13	Riverdale North	1,647	Cory Adams	280	Nils Clarke	469	Vanessa Thorsen	375	N/A	N/A	1,124
14	Riverdale South	1,691	Cynthia Lyslo	307	Tracy McPhee	415	Jason Cook	334	N/A	N/A	1,056
15	Takhini-Kopper King	2,128	Morgan Yuill	244	Raj Murugaiyan	198	Kate White	763	N/A	N/A	1,205
16	Vuntut Gwitchin	204	N/A	N/A	Pauline Frost	78	Annie Blake	78	N/A	N/A	156
17	Watson Lake	1,002	Patti McLeod	313	Amanda Brown	237	N/A	N/A	N/A	N/A	550
18	Whitehorse Centre	1,968	Eileen Melnychuk	249	Dan Curtis	312	Emily Tredger	498	N/A	N/A	1,059
19	Whitehorse West	1,577	Angela Drainville	376	Richard Mostyn	398	Ron Davis	229	N/A	N/A	1,003
<b>TOTAL</b>		<b>29,112</b>	<b>7,477</b>		<b>6,155</b>		<b>5,356</b>		<b>26</b>		<b>19,014</b>

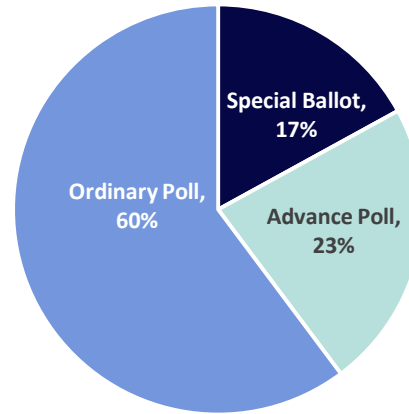
### Vote Distribution by Electoral District and Party



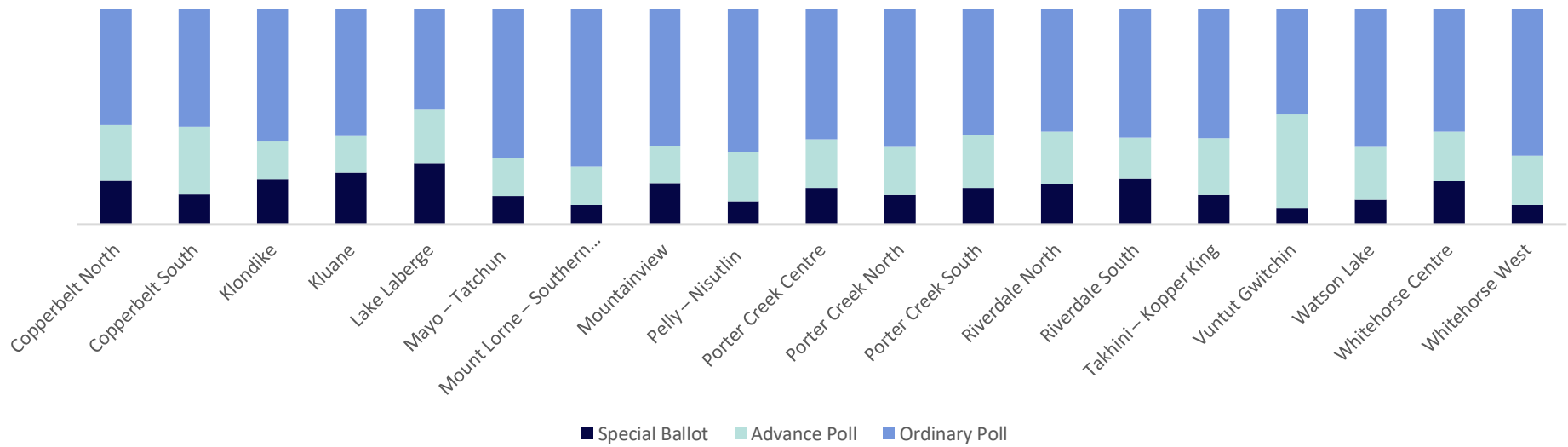
### Turnout by Electoral District



## Territorial Voting Option



## Voting Option by Electoral District



## Elector Voting Options

ELECTORAL DISTRICT	SPECIAL BALLOT	% SB	ADVANCE POLL	% AP	ORDINARY POLL	% OP
Copperbelt North	285	20.6%	351	25.4%	745	53.9%
Copperbelt South	178	14.0%	398	31.2%	698	54.8%
Klondike	233	20.9%	195	17.5%	686	61.6%
Kluane	189	24.2%	132	16.9%	461	59.0%
Lake Laberge	362	28.1%	325	25.3%	600	46.6%
Mayo – Tatchun	83	13.1%	112	17.7%	437	69.1%
Mount Lorne – Southern Lakes	101	8.8%	207	18.1%	836	73.1%
Mountainview	201	19.1%	182	17.3%	669	63.6%
Pelly – Nisutlin	76	10.7%	164	23.0%	473	66.3%
Porter Creek Centre	281	16.7%	386	22.9%	1,017	60.4%
Porter Creek North	156	13.6%	254	22.2%	733	64.1%
Porter Creek South	110	16.8%	162	24.7%	383	58.5%
Riverdale North	212	18.9%	271	24.1%	641	57.0%
Riverdale South	226	21.4%	198	18.8%	632	59.8%
Takhini – Kopper King	164	13.6%	318	26.4%	723	60.0%
Vuntut Gwitchin	12	7.7%	68	43.6%	76	48.7%
Watson Lake	63	11.5%	135	24.5%	352	64.0%
Whitehorse Centre	214	20.2%	241	22.8%	604	57.0%
Whitehorse West	88	8.8%	231	23.0%	684	68.2%
<b>Yukon</b>	<b>3,234</b>	<b>17.0%</b>	<b>4,330</b>	<b>22.8%</b>	<b>11,450</b>	<b>60.2%</b>

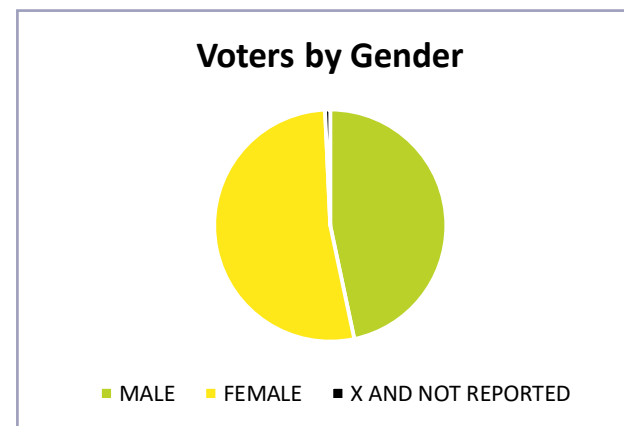
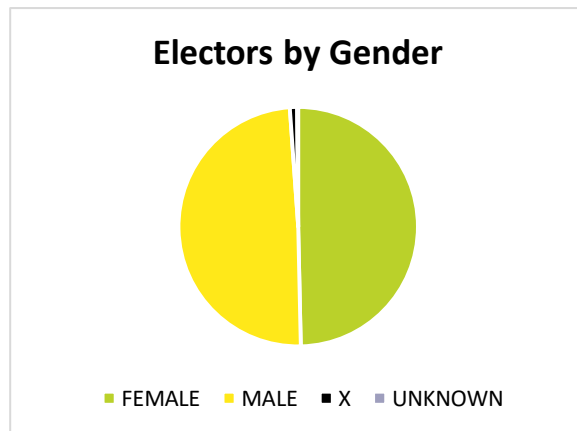


### Elector by Age and Gender Distribution

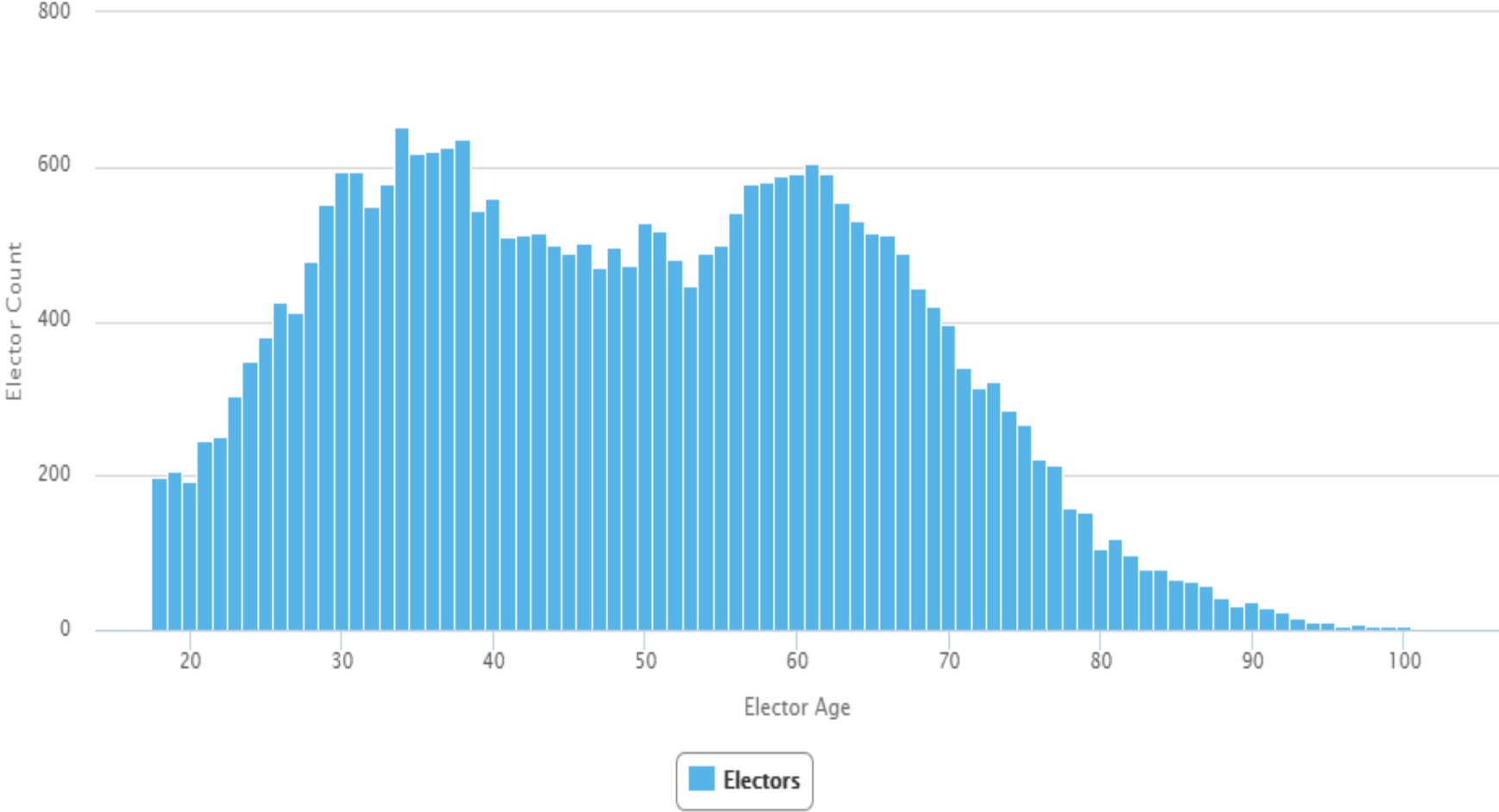
ELECTORS BY AGE AND GENDER									
AGES	TOTAL ELECTORS	FEMALE	%	MALE	%	X	%	UNKNOWN	%
Undisclosed	6	2	0.0%	2	0.0%	2	0.7%	0	0.0%
18 – 24	1,748	836	5.8%	796	5.6%	106	37.1%	10	24.4%
25 – 55	16,242	8,195	56.7%	7,873	54.9%	150	52.4%	24	58.5%
56+	11,116	5,422	37.5%	5,659	39.5%	28	9.8%	7	17.1%
<b>TOTAL</b>	<b>29,112</b>	<b>14,455</b>	<b>100%</b>	<b>14,330</b>	<b>100%</b>	<b>286</b>	<b>100%</b>	<b>41</b>	<b>100%</b>
<b>TOTAL (%):</b>		<b>49.7%</b>		<b>49.2%</b>		<b>1.0%</b>		<b>0.1%</b>	

### Voters by Age and Gender Distribution

VOTERS BY AGE AND GENDER		
	Number	%
<b>FEMALE</b>	8,916	<b>46.70%</b>
<b>MALE</b>	10,048	<b>52.60%</b>
<b>X AND NOT REPORTED</b>	138	<b>0.70%</b>
<b>TOTAL</b>	<b>19,102</b>	<b>100%</b>



# Elector Distribution by Age



## Distribution of Polls

DISTRIBUTION OF POLLS						
ELECTORAL DISTRICTS	# OF POLLING DIVISIONS	# POLLS FOR SPECIAL BALLOTS		# OF ADVANCE POLLS	# OF POLLS - POLLING DAY	TOTAL NUMBER OF POLLS
		RO Office (inc AARO)	Elections Yukon			
Copperbelt North	7	1	1	2	7	11
Copperbelt South	5	1	1	2	5	9
Klondike	5	1	1	2	5	9
Kluane	5	2	1	2	5	10
Lake Laberge	4	1	1	1	4	7
Mayo-Tatchun	3	3	1	3	3	9
Mount Lorne- Southern Lakes	5	1	1	2	5	9
Mountainview	5	1	1	1	5	8
Pelly-Nisutlin	3	3	1	3	3	10
Porter Creek Centre	7	1	1	1	7	10
Porter Creek North	6	1	1	1	6	9
Porter Creek South	2	1	1	1	2	5
Riverdale North	5	1	1	1	5	8
Riverdale South	5	1	1	1	5	8
Takhini-Kopper King	6	1	1	2	6	10
Vuntut Gwitchin	1	1	1	1	1	4
Watson Lake	4	1	1	1	4	7
Whitehorse Centre	6	1	1	1	6	9
Whitehorse West	4	1	1	2	4	8
<b>TOTAL:</b>	<b>88</b>	<b>42</b>		<b>30</b>	<b>88</b>	<b>160</b>

## Comparative Statistics

ELECTORAL DISTRICT		2011	2016	2021
Number of Electoral Districts		19	19	19
Number of Political Parties		5	4	3
Total Number of Candidates		62	63	57
Number of Candidates on Ballot		62	63	56
	Number of Yukon Liberal Party Candidates	19	19	19
	Number of Yukon Party Candidates	19	19	18
	Number of Yukon New Democratic Party Candidates	18	19	18
	Number of Yukon First Nations Party Candidates	2	0	0
	Number of Yukon Green Party Candidates	2	5	0
	Number of Independent Candidates	2	1	1
Number of Registered Voters (Final List of Electors)		20,730	24,668	29,112
Number of Electors Who Voted (includes 88 rejected)		15,906	18,840	19,102
Turnout Percentage		74.34%	76.4%	65.6%

	2011	2016	2021
<b>REGISTRATIONS</b>			
Number of Registered Electors at Issue of Writ (Preliminary List of Electors)	18,018	21,218	28,442
Number of Registered Electors Prior to Advance Poll (Revised List of Electors)	Not Available	Not Available	28,758
Number of Registered Electors Prior to Polling Day (Official List of Electors)	Not Available	Not Available	28,966
Number of Registered Electors Post Election (Final List of Electors)	15,906	18,840	29,112
Number of Returned Voter Information Cards	Not Available -	588 (estimated)	876
<b>POLLING PLACES</b>			
Number of Polling Divisions	74	76	88
Number of Advance Poll Locations	24	19	26
Number of Advance Polls	24	30	30
Number of Ordinary Poll Locations (Polling Day)	74	30	34
Number of Ordinary Polls	74	71	88
Number of Institutional Polls	22	5	3
Number of Polling Stations	117	125	160
<b>TURNOUT BY VOTING METHODS</b>			
Total Number of Electors	20,730	24,668	29,112
Total Number of Ballots Cast (includes rejected ballots)	15,906	18,840	19,102
Number of Rejected Ballots	80	54	88
Number of Electors who voted by Special Ballot	378	1239	3234
% of Electors who voted by Special Ballot	2.4%	6.58%	17.0%
Number of Electors who Voted at Advance Polls	2,827	5,282	4,330
% of Electors who Voted at Advance Poll	17.8	28.0%	22.8%

	<b>2011</b>	<b>2016</b>	<b>2021</b>
Number of Electors who Voted on Polling Day	13,079	12,227	11,450
% of Electors who Voted on Polling Day	82.2%	64.9%	60.2%
Number of Electors who Voted by Proxy Vote	596	362	N/A
% of Electors who Voted by Proxy Vote	3.75%	1.92%	N/A
Number of Electors who Voted at an Institutional Polls (Mobile Polls)	73	92	301
% of Electors who Voted at Institutional Polls (Care Homes)	.4%	.5%	1.6%

## PART 3 – THE ELECTORAL CYCLE

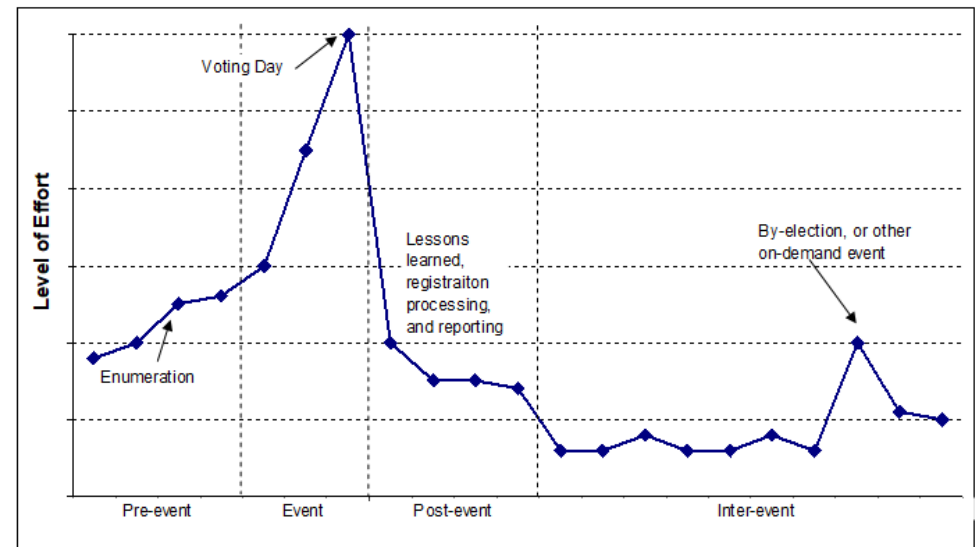
### Periods of the Electoral Cycle

An election cycle serves to assist election administrators in election planning to ensure ongoing electoral readiness. It is similar to a project management process or business plan methodology.

For Elections Yukon the electoral cycle approach is used for election planning for territorial elections (every four years or as called), school council elections (every two years), and school board elections (every three years) and by-elections as required. Electoral cycles overlap. School referendums follow one year cycles. By-election planning and minority government readiness is an ongoing activity.

There are four key periods.

- **Inter-event Period:** This period of 12-30 months follows the post election period. During a majority government or when the risk of an election call is low, major technology and process changes are possible. It includes activities such as strategic realignment, implementation of legislative and process changes, introduction of initiatives for new processes and technologies, stakeholder engagement, design and procurement of materials, and the updating of forms and manuals. There are more than 100 manuals and forms to review.
- **Pre-Event Period:** This period of 8-15 months is the lead up to an election or readiness date. Activities include implementation of plans, updating of technologies, hiring and training of core staff, procurement of election materials, equipment and technology, the introduction of new processes, as well as the progressing of public and stakeholder outreach and advertising. It is aligned with the electoral readiness date.
- **Election Period:** This period of 6-8 weeks is the operational period of electoral delivery once the writ is issued. The readiness plans must already be done and in place to successfully administer the electoral event. It includes ensuring voting access, compiling lists of electors, and providing a wide range of elector and candidate services. It ends with the return of the writ.
- **Post-Election Period:** This period is typically 6-12 months. It includes the return of materials, team reports and analysis, and a report to the Legislative Assembly detailing the conduct of the election, *Elections Act* recommendations, feedback, and strategic plan realignment. It may also include an Electoral District Boundaries Commission of which the Chief Electoral Officer is a member.



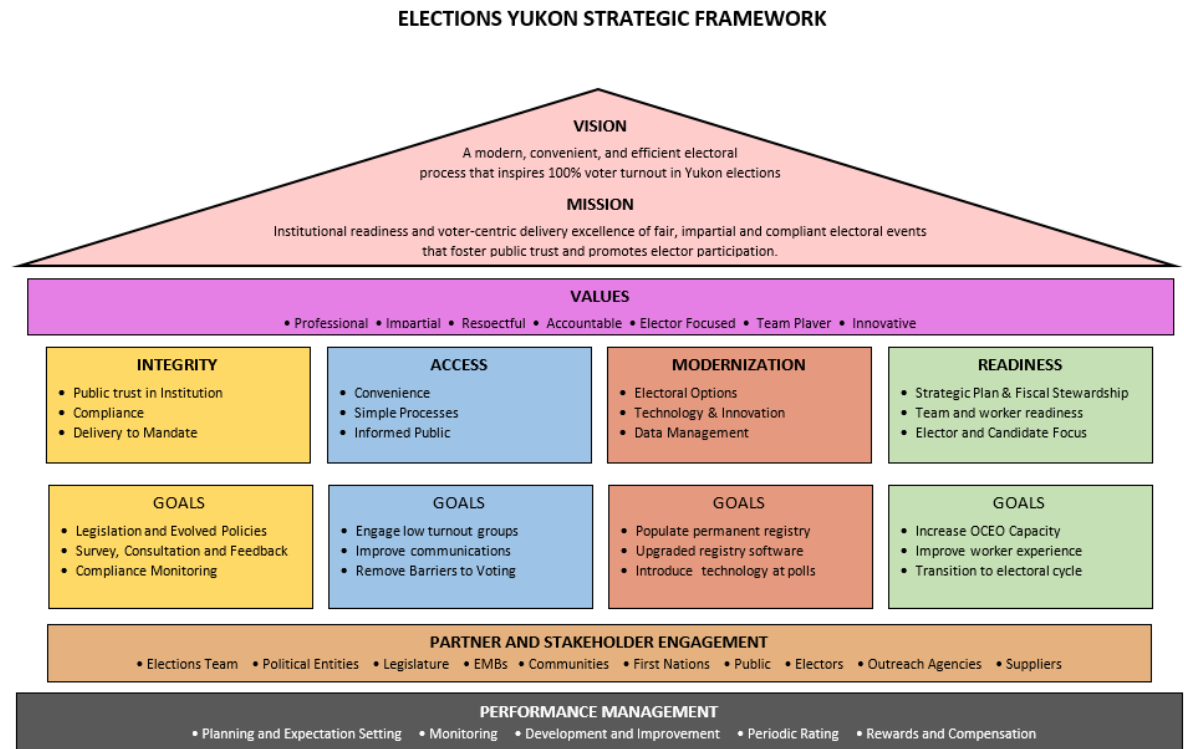
## Strategic Plan

In early 2019 Elections Yukon developed a strategic plan as part of the renewal and readiness for the next election. Its purpose was to set the strategic framework in providing the direction, values and goals for Elections Yukon to meet its mandate.

The objectives of the strategic plan are to close existing electoral gaps, to further establish electoral processes, and to proactively develop improved elector, candidate and worker services.

All electoral readiness and decision-making activity is consistently measured against this framework to manage activity, priority and investment. It helps define the electoral focus and the work plan of the various election cycles.

- **Vision:** A modern, convenient, and efficient electoral process that inspires 100% voter turnout in Yukon elections.
- **Mission:** Institutional readiness and voter-centric delivery excellence of fair, impartial and compliant electoral events that foster public trust and promotes elector participation.
- **The Four Strategic Pillars:** The pillars are integrity, access, modernization, and readiness. Activities and elements may reflect a number of these pillars.
  - **Integrity:** This pillar supports public confidence in the administration of elections. Elements include evolution of legislation, compliance and transparency, adoption of best practices, fiscal stewardship, and accountability to the public. Activities included *Elections Act* change recommendations, compliance review and updating of processes, review of organizational capacity to support mandate, improved list of electors, and risk and contingency plans.





- **Access:** This pillar supports elector access to the vote and recognition of under-represented groups, through inclusivity, convenience, and accessibility. Elements include strengthening of electoral processes to support elector access and to remove barriers. This encompasses physical barriers as well as psychological, awareness and convenience barriers. Activities included discussions and town halls with numerous community partner and stakeholders, improved communication channels, online access to materials and registrations/applications, expanded special ballots, improved registration coverage and accuracy.
- **Modernization:** This pillar supports the leverage of new opportunities to update technical, operational, election process, and worker training to meet the growing expectations of electors. Elements include improved support of election officials, increased use of proven technologies to register electors and administer the vote, and new tools and laptops for Returning Officers. Activities included major review and update of all materials and manuals, website redesign, the procurement of a state-of-the-art electoral management system, a convenient registration process (end of territory wide enumeration), improved VIC card distribution, and expanded online services such as 'Where Do I Vote', 'Who is My Candidate', a candidate portal to access lists and information, and the real time reporting of results.
- **Readiness:** This pillar supports the core mandate of electoral delivery of an election and for by-elections when called. Elements include the establishment of the election team across the territory and their training, updated inventories of materials and manuals, technology procurement and upgrading, and the communication plans to keep electors and candidates informed. Activities included building capacity to core staffs, Returning Officer tasking to secure offices and voting locations, increased engagement of Returning Officers, updated electoral divisions and electoral maps, establishment of a Help Desk, tariff reviews, as well material/ballot production and distribution. COVID due diligence measures acquired additional personnel, materials, and plans.

## PART 4: PRE-ELECTION ACTIVITIES

### General

Following the 2016 territorial general election an Electoral District Boundary Commission was established. The Yukon Electoral District Boundaries Commission final report, with recommended boundary changes, was dated April 19, 2018. This activity was the priority focus of the Elections Yukon team for much of 2017 and early 2018 and a number of the post-election and inter-election activities along the electoral cycle were delayed. At its completion, a temporary administrative position, which continued from the election period, was ended. Elections Yukon reverted to two full time staff; the Chief Electoral Officer and Assistant Chief Electoral Officer.

Pending expected approval of the electoral district boundary change recommendations, a number of major activities related to new districts and boundary realignments were on hold. A school council general elections for 26 schools over the March-May 2018 period, a major fall 2018 by-election at six schools which did not have sufficient members, and an impending fall 2018 school board election further compressed territorial electoral planning. May 2018 also marked the end of term of the former Chief Electoral Officer and the transition to the newly appointed Chief Electoral Officer over the summer. A major update of materials, manuals and processes were the focus given the impending school council and by-elections.

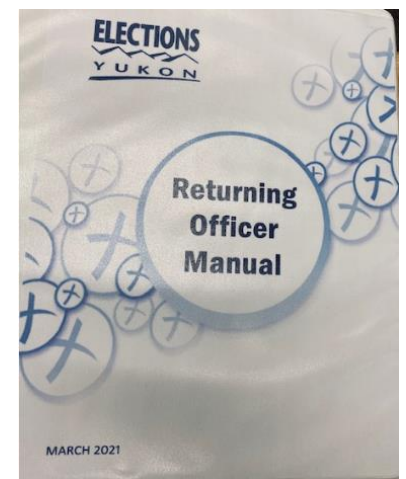
In addition to election planning, a Request for Proposal was issued to procure an electoral management system to establish the permanent register and support electoral administration. This followed extensive consultations and pre-work with numerous partners and agencies to realign processes to align with the end of territory-wide enumeration and statutory changes.

### Pre-Election Period Readiness - Activities of Note (2018 – 2020)

A number of transformational territorial activities were progressed during the period June 2018 – January 2021; this was concurrent to the administration a number of school council elections and by-election activities.

### Election Readiness

The Chief Electoral Officer sets an internal readiness date for electoral readiness in the event an election is called. An uncertain election date or a close horizon potential for an election would preclude the introduction of legislative change, major changes, and innovation. It also requires heightened and accelerated readiness.



An initial readiness date was set for September 2021 to link with end of a five-year Legislature and the introduced fixed election date. With the assessment of a possible earlier election call, the date was reset to October 1, 2020. Once this period had passed, it was then updated to March 1, 2021.

### Strategic Plan Implemented

This planning process, and the supporting research, insight sharing, and reflection supported election event readiness in its ongoing evolution as a process-centric activity. It provided performance objectives, standards and measures.

### Permanent Register Established

*Elections Act* changes in 2015 allowed the establishment of a permanent register to replace enumeration lists which were required before each election. A permanent register was established based on the 2016 enumerations and election registrations. There were three major follow-on activities which resulted in the first update to the list of electors in November 2019.

### Modernization of Electoral Management Software (EMS)

The EMS used for the 2016 election was a system originally developed for the Northwest Territories and customized for the Yukon election in 2016. After a review of electoral requirements and technologies, a Request for Proposal was issued and a new election management software was acquired in March 2019; Voter View by the Canadian company Data Fix. This system, used by a number of provincial and territorial jurisdictions, offers state of the art technology for the establishment and maintenance of the register of electors and electoral administration. This includes management for elector data and list, office and polling locations, worker assignment, candidate portals, special ballot tracking, and results tabulation. Extensive training was scheduled for staffs and Returning Officers over the 18 months leading up to the 2021 election.

Count by District / Poll					
	District	Poll	Total Addresses	Empty Properties	Electors
+	COPPERBELT NORTH		964	88	2,120
+	COPPERBELT SOUTH		819	83	1,723
+	HOLDING		69	562	80
+	KLONDIKE		1,063	341	1,581
+	KLUANE		693	111	1,050
+	LAKE LABERGE		1,096	250	1,713
+	MAYO TATCHUN		801	377	1,034
+	MOUNT LORNE - SOUTHERN LAKES		1,086	300	1,602
+	MOUNTAINVIEW		855	112	1,633
+	PELLY NISUTLIN		709	261	1,006
+	PORTER CREEK CENTRE		1,182	169	2,493
+	PORTER CREEK NORTH		1,060	162	2,023
+	PORTER CREEK SOUTH		421	20	928
+	RIVERDALE NORTH		772	91	1,631
+	RIVERDALE SOUTH		884	103	1,694
+	TAKHINI KOPPER KING		1,160	139	2,119
+	VUNTUT GWITCHIN		198	53	204
+	WATSON LAKE		617	107	999
+	WHITEHORSE CENTRE		1,294	444	1,884
+	WHITEHORSE WEST		781	76	1,571
<b>Total</b>			<b>16,524</b>	<b>3,849</b>	<b>29,088</b>

## Approved Elections Act Changes for Election in 2015

In 2015 a number of *Elections Act* changes were approved including the creation of an independent Elections Yukon office, more accessible and efficient voter registration, and simplified special ballot processes. The removal of proxy voting was part of the 2015 changes however would come into effect after the 2016 election. Proxy voting was not an option to vote in the 2021 election.

## Elections Act Recommended Changes Approved

A number of *Elections Act* changes were recommended in April 2019 and approved in the fall 2019 session of the Legislature. These amendments were fundamental to the establishment of the permanent register, improved electoral administration, and expanded elector services. These included:

- Addition of First Nations Electoral Authorities: This provided the option for the Chief Electoral Officer to enter into agreement with First Nation electoral authorities for information to assist in the revision of the list of electors.
- Public Body Information to Update Register: With the introduction of a permanent register, this authorized Yukon public bodies to provide information for the purpose of revising the register of electors. This is the practice in all federal, provincial and territorial electoral jurisdictions to confirm addresses and electoral district assignment of registered electors. This improved elector convenience, increased awareness (voter cards), and supported faster processing for electors.
- Special Ballots as Option to Vote Available to All: Access to special ballot voting was open to all. This removed the specific categories which restricted eligibility by which an elector could apply for special ballots.
- Registration Periods: Registration timelines were increased from 19 to 21 days to align with the production lists of electors for voting at advance polls. An online registration access was introduced to confirm, add or update information. Registration remained open until polling day for voting by special ballot at returning offices and advance and polling day polls.

## Civic Addressing

Registration information for the initial register required elector civic addresses to assign polling divisions and electoral districts as well as to mail voter information cards. Major work was required to update addresses, where possible, as a significant number of electors, particularly outside Whitehorse, has only mailing addresses, lot numbers, or kilometer or mile markers. This led to the registration drives and work with geomatics and electoral partners to improve information accuracy and currency.

## Additional Voting Options and Access

Supporting elector access to the vote included expanded voting options and improved access.

- Returning Offices: To support electors, returning office hours were extended and open seven days a week during the election period. Electors could get information, register, and apply for a special ballot and vote. An additional election worker, a Revision Officer, was engaged on a half time basis to support the increased hours and access.
- Online: Online services were opened for registrations and special ballot applications. As well, new information channels were available to support elector awareness regarding voting locations, hours, and ways to vote. This information was also included in voter information cards.
- Election Yukon Headquarters: With expanded special ballot uptake expected, additional services were established at Elections Yukon. This provided a central location to mail ballots or drop them off. A Help Desk was established and open before returning offices opened until after returning offices closed every day during the election period. This supported political parties, candidates, electors, and election teams. It also centralized reporting, troubleshooting, list of elector distribution, and results coordination.
- Special ballots: Special ballot voting was an option open to all electors. For the first time, applications could be made online once the writ was issued. Mail out was the next day. Electors could return the special ballot by mail, to their Returning Officer (no matter how it was issued), or to the exterior drop box at Elections Yukon. As higher numbers of special ballots were expected, arrangements were made with Canada Post to 'sweep' the post office to ensure all ballots were expeditiously returned.
- During the 2016 election, inter-district special ballots required the issuing Returning Officer (if in a different electoral district than the elector) to administer the special ballot application and approval and then conduct the vote process in the returning office. The Returning Officer would then be responsible to contact the Returning Officer of the elector's electoral district and mail or otherwise send the completed ballot (inside privacy envelope and certificate envelope) and poll book record to the electors local Returning Officer. This process was amended to allow an inter-district elector to send the completed special ballot postage paid to Elections Yukon in Whitehorse or drop box in Whitehorse or return it to their Returning Officer. This improved tracking and reduced mail times between different electoral districts.

An elector who applied for a special ballot by mail could verify online when the application was received, when the special ballot was mailed out, and when received back at Elections Yukon or to their Returning Officer.

- Advance Polls: There were 26 advance poll locations throughout the territory to administer 30 advance polls. Additional registration agents were available to facilitate registrations. Additional poll attendants supported elector information, traffic flow and COVID measures.
- Ordinary Polls: There were 34 ordinary poll locations on polling day, April 12, 2021, to administer the vote for 88 polling divisions. Additional registration agents were available to facilitate registrations. Additional poll attendants supported elector information, traffic flow and COVID measures.

## Updated List of Electors Produced

The launch of the register of electors was announced on November 29, 2019. It contained over 28,753 registered electors. This was the first update from the 24,688 electors registered for the 2016 election.

## Increased Organizational Capacity Developed

Election management is considered one of the most complex administrative and operational activities in a jurisdiction. With a significant mandate and small staff, additional capacity was provided through part-time 'tiger teams' of Returning Officers, former election officials, and others who brought additional talent, insight, and capacity to Elections Yukon. Their exceptional commitment and contributions were instrumental in electoral readiness and the introduction of new initiatives and services.

## Communication and Outreach Expanded

To raise electoral awareness of the legislative changes and expanded access, Elections Yukon reached out to First Nation leadership, community groups, and communities through visits, town halls, and mail. Social media and press releases were increased. This supported the ongoing partnerships with stakeholders and electors. As well, initiatives to reduce barriers to voting were implemented - this included reducing physical barriers, reducing psychological barriers (groups generally under-represented at polls; youth, First Nation electors), awareness barriers, and barriers created by insufficient voting venues or options.

In February 2020, a householder flyer was mailed to each residence in the Yukon with an update from Yukon's Chief Electoral Officer. It promoted the new initiatives by Elections Yukon; online registration services, the registration of youth ages 16 and 17, and expanded special ballot access. It encouraged eligible Yukoners to check online if they were on the electors' list, update any information and then register early. It also advertised the opportunity to work as a poll official and featured some interesting 2016 Election Facts.

**ELECTIONS YUKON**

### An Update from Yukon's Chief Electoral Officer

As part of the Elections Yukon ongoing work to prepare for the next territorial general election, this update is to let you know of some of the key information that will make your voting experience faster, simpler, and more convenient.

- NEW – ONLINE REGISTRATION SERVICES:** You can check to see if you are registered, update your registration information, or register as a new elector. Mail and email registrations are also available. Visit [electionsyukon.ca](http://electionsyukon.ca).
- NEW – 16 & 17 YEAR OLDS CAN REGISTER:** If you are 16 or 17 years old and meet all the other elector requirements, you can register. You will be automatically added to the list of electors to vote when you turn 18.
- NEW – EXPANDED SPECIAL BALLOT ACCESS:** During an election period, all electors will have the option to vote by special ballot. You can apply, get your special ballot, and vote as soon as the writ is issued. You can vote in person at a returning office or apply online to get your special ballot by mail.
- INTERESTED IN WORKING AS A POLL OFFICIAL?** Apply online early to be part of the Elections Yukon team. We will contact you to confirm your availability when an election is called. Visit [electionsyukon.ca](http://electionsyukon.ca).

**H. Maxwell Harvey**  
Chief Electoral Officer

[electionsyukon.ca](http://electionsyukon.ca)  
[info@electionsyukon.ca](mailto:info@electionsyukon.ca)  
(867) 667-8683  
Toll free (866) 668-8683

Elections Yukon is an independent and non-partisan office of the Legislative Assembly responsible for the administration of territorial, school council, and school board elections.

### Election Facts

- In 2016, 76.37% of the 24,668 registered electors voted. This was the second highest turnout in the country.
- In 2016, 15 of the 19 electoral districts were won by less than 100 votes. Every vote matters.
- There are three ways to vote: by special ballot, at the advance polls, and on polling day. Proxy voting is no longer an option.
- It is expected there will be up to 5,000 more registered electors for the next territorial election.
- In 2016, 65% voted on polling day, 28% during the two days of advance polls, and 6.5% by special ballot.
- The right to vote and to be a candidate protects the right of citizens to participate and play a meaningful role in the electoral process.

## Recruitment of Election Workers

Recruiting of the 600 election officials was an ongoing challenge. Availability, COVID concerns, increased training and technological requirements, and unknown election dates impacted recruiting. Engagement of Returning Officers was increased through expanded recruitment and selection,

readiness tasking, and early appointment of their Assistant Returning Officers. Tasking included civic addressing updates, office venue identification, and polling division realignments. Technology familiarization and practical sessions were scheduled during regularly scheduled Zoom sessions.

## **Technology**

Technology was a major focus. Centered on the new capabilities of the Voter View electoral management system, new services were introduced:

- Laptops: A total of 100 election laptops/scanners were loaned or leased from Elections New Brunswick and Elections Ontario. Elections Yukon had a limited inventory. This allowed for a minimum of two computers for each RO office as a register, to manage workers and venues, to update polling divisions, and to administer and track special ballot voting. It also supported Elections Yukon teams, Help Desk personnel, and pre-event training. Printers, projectors, and accessories were updated as required.
- Phone/Mail Communications: Elections Yukon provided Returning Officers with cell phones on short term lease. Elections Yukon email addresses were assigned.
- Turbo Sticks: To minimize delays to set up internet capability in returning offices (which could take well more than a week to install), turbo sticks and hubs were procured to allow instantaneous internet set up.
- Website Redesign: The website was completely redesigned to make it more user friendly and to incorporate improved awareness initiatives. As well, new services were added including – Am I registered? (on-line registration, confirmation, and updates), ‘Who Is My Candidate?’ (Candidate pictures, notes from the candidate, and contact information) and ‘Where Do I Vote?’ (maps and voting locations and contact information of Returning offices and headquarters). It was also set up for online special ballot applications once the election was called. The website also would provide real time results as reported from the polling locations.

## **Risk and COVID Contingency Development**

The COVID-19 pandemic made a significant impact on election planning. It was expected this would increase inquiries by electors and candidates as well as potentially reduce turnout. This was the experience of other elections held during the COVID-19 pandemic. Services would be slower. More workers would be required and recruitment would be more challenging. Operational planning and responses would be more dynamic. Particular activities included:

- Risk Assessment: By February 2020 the extend of the potential COVID-19 impacts were becoming known and contingencies were under consideration. The school council election plans for the scheduled May 2020 election were well underway. In March 2020, Elections Yukon recommended that the school council elections be postponed pending further assessment and planning. The school elections were later set

for September 2020. Risk assessment was an ongoing activity and were being factored in regarding worker availability, voting options, health and safety.

Contingency options were developed for a number of raised levels of COVID impacts and included extended advance polling days, mail-in ballot only option, and extended timelines to receive ballots. These options were raised with the Members' Services Board, political parties and other stakeholders prior to the territorial election.

- Electoral Agency Engagement: In 2020, four provincial elections were held; New Brunswick, British Columbia, Saskatchewan, and Newfoundland and Labrador. Elections Yukon consulted with these jurisdictions for lessons learned. Of particular interest was protection of workers and electors, modified processes, election staffs, materials, and public awareness. Throughout the risk assessment and contingency plans were forefront. Additional inputs were provided by other stakeholders, communities, and election teams.
- Chief Medical Officer of Health Engagement: Elections Yukon also worked collaboratively with the Chief Medical Officer of Health and his staff to develop plans, policies and contingencies. This included policies for candidates while campaigning, school principals (as numerous voting locations in schools), Returning Officers, Information Resource Officers (supervisors at polling places) and headquarters in the event of major outbreaks in local, regional and territory-wide scenarios.
- Canada Post Engagement: Concerns over disrupted mail services were subject of ongoing discussion with senior Canada Post officials. Specific concerns included special ballot delivery and return turnaround times as priority mail, Voter Information Card sorting processes and delivery times, and returned Voter Information Cards. Schedules of delivery times were provided for all communities.
- COVID Materials: Elections Yukon initiated early and limited procurement in support of a May 2020 school elections which had not yet been postponed. It included mask, gloves, sanitizers, wipes, signage, pencils, and social distancing reminders and markings (Six ballot box separation). Additional quantities and variety of materials including protective screens were negotiated as free or minimal cost from other electoral organizations, particularly Elections Saskatchewan.
- Election Workers: The COVID protocols required frequent monitoring of spaces, traffic routes, and numbers of electors. Sanitizing stations and control points were required. There were 23 offices, 60 voting locations, and the Elections headquarters and Help Desk teams to protect. This required approximately 100 extra poll attendants to support these additional COVID due diligence responsibilities.



## **PART 5 – ELECTION PERIOD ACTIVITIES**

### **General**

The writ was issued on March 12, 2021. The first special ballots were cast at Elections Yukon less than an hour after the writ was issued. The election period ended with the return of the writ on Monday, April 19, 2021.

### **Set Up - Elections Headquarters/Returning Offices**

All returning offices were open by Saturday March 31, 2021. The leases for offices, previously earmarked in pre-event tasks, were being signed and the offices were being furnished and technologies installed. Returning Officers had pre-delivered kits of materials for technology, registrations, special ballots, candidate nomination kits, and COVID materials to support an accelerated opening. The Help Desk was open at Elections Yukon. Special ballot voting had begun.

### **Electoral District and Polling Divisions**

There are 19 Electoral Districts across the Yukon. Each electoral district has a number of Polling Divisions. These are geographic areas based on approximately 400 electors in each polling division. All electors are assigned to a polling division in an electoral district based on their civic address. Depending on the population of the electoral district, there were between one to seven polling divisions.

There were 88 polling divisions during the 2021 territorial election. An elector had the option to vote by special ballot at any returning office or by mail, at an Advance Polls in person, and on Polling Day.

## Returning Officers

ELECTORAL DISTRICT	RETURNING OFFICERS (ROs)	ASSISTANT ROs (AROs)	ADDITIONAL AROs (AAROs)
Copperbelt North	Melanie Pettefer	Rick Karp	-
Copperbelt South	Brian Fidler	Mary Sloan	-
Klondike	Charles Brunner	James (Jim) Taggart	-
Kluane	Paulette Schatz	Lisa Pauls	Dana LeBlanc - Beaver Creek
Lake Laberge	Tracey Andrew	Audrey Lock	-
Mayo-Tatchun	Joan Hyrve	Natasha Young	Bonnie Cooper – Carmacks Pelly Crossing (deployed support by RO)
Mount Lorne - Southern Lakes	Janet Constable Rushant	Maryanne Wally-Welin	-
Mountainview	Beverly Buckway	Penny Rawlings	-
Pelly - Nisutlin	Brenda Oziewicz	Sharon Sterritt	Lisa Snyder – Faro Ross River (deployed support by RO)
Porter Creek Centre	Joanne Green	Donna Shopland	-
Porter Creek North	Kathy O'Donovan	Fran Landreth	-
Porter Creek South	Timothy Green	Jeffrey Marynowski	-
Riverdale North	Lake Pearson	Corinne Gurtler	-
Riverdale South	Birgit Martens	Marovie Castroverde	-
Takhini - Kopper King	David Milne	Suzanne Greening	-
Vuntut Gwitchin	Renee Charlie	Aurora Cherian-Kuni	-
Watson Lake	Kayla McMillan	Brooke Peters	-
Whitehorse Centre	Dagmar Rudzewitsch	Linda Profeit	-
Whitehorse West	Dawn Power	Christine Mader	-
<b>TOTAL:</b>	<b>19 ROs</b>	<b>19 AROs</b>	<b>5 AAROs</b>

## Polls and Voting Options

- **Special Ballot Polls:** All electors had the option to vote by special ballot. No reason was required unlike for previous elections. This option provided additional access to those electors who for reasons of preference, convenience, health, or circumstance for voting anytime during the election period. Special ballots were also the primary option to vote for electors in hospitals, correctional centers, remote electors, and housebound electors. Additional processes were implemented.
  - Special Ballot Applications: An application could be made until the Friday before polling day; this was to produce the official lists of electors for the Monday vote). The completed special ballot needed to be returned by close of polls to be counted.

If the ballot was for an elector who was a resident in the electoral district of the returning office, it was considered a local ballot. Returning Officers could only receive ballots for their electoral district where they would be counted and reported. If the ballot was for an electoral district other than the district where the electors was a resident, it was considered an inter-district ballot.
  - Issue of Special ballots (One Application is Approved): Special ballots could be issued through a number of options:
    - Any Returning Officer could issue a special ballot kit to any elector for any electoral district. There are 19 returning offices; one for each electoral district.
    - Any AARO Officer can issue a special ballot kit to any electors for any electoral district. There were five AARO offices (Faro, Ross River, Pelly Crossing and Beaver Creek). The completed ballots could be returned to the local Returning Officer or Elections Yukon.
    - Elections Yukon by Online/Email/Fax: Special ballot kits were available to electors for any electoral district from the electionsyukon.ca website. Once applications were approved, they were mailed out the next business day.
    - Remote Electors – By telephone: Remote electors, where there is no highway access to a polling station nor regular postal service, could vote by telephone, radio, voice over internet, or similar means. Once the application was approved, arrangements were made to protect the confidentiality and secrecy of the telephone vote. It is a two-part process requiring four election officers; one team to confirm the elector’s identity and another team to take the vote. There were 2 remote electors.

- Return of Special Ballots: Completed special ballots could be returned:
  - Returning Officers could accept completed special ballots from any elector in their electoral district regardless of who issued the special ballot kit. The completed ballots would be placed in the local Returning Office ballot box for that electoral district and counted after the polls close on polling day.
  - Returning Officers could only count special ballots for their own electoral district. They could not accept completed special ballots for other electoral districts. AAROs do not conduct counts and therefore could not accept any completed special ballots. The completed ballots for inter-district electors could be returned to the local Returning Officer or Elections Yukon.
  - By mail to Elections Yukon in Whitehorse (postage paid addressed return envelope provided)
  - Drop Box at Elections Yukon in Whitehorse
- Unreturned Special Ballots. During the week before polling day in the 2021 election, arrangements were made by Elections Yukon for Returning Officers and AAROs to allow collection of any completed special ballots from electors that could not return their ballots to their local Returning Officer or were concerned about mail delivery times to meet the Monday close of poll deadline. They were returned to Elections Yukon. Approximately 30 ballots were returned through this arrangement.
- Applications were available online or from a returning office. After the close of polls on April 12, 2021 a total of 22 ballots were received at Elections Yukon and were not counted. Of these, 18 were from outside the territory. In total, 185 special ballots that were issued were not returned.
- **Advance Polls:** All polling divisions within an electoral district are assigned to an advance poll. The number of advance polls depends on the number of polling divisions, communities, and geography. In 2021, each advance poll had between one and three polling divisions. A number of advance polls could be located in one polling place. Electors in those polling divisions are assigned an advance poll with a Deputy Returning Officer and a Poll Clerk for in-person voting to take the vote of electors who were registered for those assigned polling divisions.

There were 30 advance polls. Advance poll voting was administered at 26 locations.

<b>ADVANCE POLL - POLLING DIVISIONS AND POLLING PLACES</b>			
<b>ELECTORAL DISTRICT</b>	<b>#APs</b>	<b>ADVANCE POLL LOCATIONS</b>	<b># OF ELIGIBLE ELECTORS</b>
Copperbelt North	2	École Emilie Tremblay – 2 APs	2,120
Copperbelt South	2	Golden Horn Elementary – 2 APs	1,723
Klondike	2	Robert Service School – 1 AP	1,583
Kluane	2	St. Elias Convention Centre – 1 AP Mendenhall Community Centre – 1 AP	783
Lake Laberge	1	Hootalinqua Firehall - 1	1,287
Mayo-Tatchun	3	Carmacks Recreation Centre Gym – 1 AP Pelly Crossing Link Building – 1 AP Mayo Community Hall – 1 AP	1,035
Mount Lorne- Southern Lakes	2	Carcross Fire Hall Meeting Room – 1 AP Golden Horn Fire Hall – 1 AP	1,618
Mountainview	1	Takhini Elementary School – 1 AP	1,623
Pelly-Nisutlin	3	Yukon University Faro Campus – 1 AP Ross River School - 1 AP Tom Dewhurst Memorial Arena – 1 AP	1,007
Porter Creek Centre	1	Porter Creek Secondary School Cafeteria – 1 AP	2,811
Porter Creek North	1	Jack Hulland Elementary – Large Gym - 1 AP	2,019
Porter Creek South	1	Holy Family School – 1 AP	664
Riverdale North	1	Selkirk Elementary School – 1 AP	1,647
Riverdale South	1	Selkirk Elementary School – 1 AP	1,691
Takhini-Kopper King	2	Takhini Elementary School – 2 AP	2,128
Vuntut Gwitchin	1	Yukon University Alice Frost Campus – 1 AP	204
Watson Lake	1	Yukon University Watson Lake Campus – 1 AP	1,002

Whitehorse Centre	1	Sternwheeler Hotel & Conference Centre – 1 AP	1,968
Whitehorse West	2	Canada Games Centre – 1 AP École Émilie Tremblay – 1 AP	1,577
<b>Total Advance Polls</b>	<b>30</b>	<b>Total Advance Poll Places</b>	<b>26</b>
			<b>29,112</b>

- **Polling Day (April 12, 2021):** Each polling division is assigned a polling station with a Deputy Returning Officer and a Poll Clerk for in-person voting to take the vote of electors who are registered for that polling division. A number of polling stations may be in the same polling place.

After the close of polls, the election officials count the vote at their poll and report the results.

The three care homes in the territory were assigned their own polling division as institutional polls. This included Copper Ridge Place (Whitehorse), Whistlebend Place (Whitehorse) and MacDonald Lodge (Dawson City). Voting at these care homes was by mobile poll. A Deputy Returning Officer and Poll Clerk administered the vote in the care home during a scheduled period on polling day on April 12, 2021.

Where the number of electors in an institutional poll is small, these votes are counted together with the votes of a larger poll to protect the secrecy of the ballot.

There were 88 polling divisions. Polling Day voting was administered at 34 different locations.

<b>POLLING DAY - POLLING DIVISIONS AND POLLING PLACES</b>			
<b>ELECTORAL DISTRICT</b>	<b>#PDs</b>	<b>POLLING PLACE LOCATIONS</b>	<b># OF ELIGIBLE ELECTORS</b>
Copperbelt North	7	Yukon Transportation Museum – 6 PDs Copper Ridge Place – 1 PD	2,120
Copperbelt South	5	Golden Horn Elementary – 5 PDs	1,723
Klondike	5	Robert Service School – 4 PDs MacDonald Lodge – 1 PD	1,583
Kluane	5	Nelna Bessie John School - 1 Burwash Landing – Jacquot Hall - 1 St. Elias Convention Centre – 2 Takhini Hall - 1	783
Lake Laberge	4	Hidden Valley Elementary School – 4 PDs	1,287

<b>POLLING DAY - POLLING DIVISIONS AND POLLING PLACES</b>				
<b>ELECTORAL DISTRICT</b>	<b>#PDs</b>	<b>POLLING PLACE LOCATIONS</b>		<b># OF ELIGIBLE ELECTORS</b>
Mayo-Tatchun	3	Carmacks Recreation Centre Gym – 1 PD) Pelly Crossing Link Building – 1 PD Mayo Community Hall – 1 PD		1,035
Mount Lorne- Southern Lakes	5	Carcross Fire Hall Meeting Room – 1 PD Golden Horn Fire Hall – 1 PD) Marsh Lake Community Centre – 2 PDs Tagish Community Hall - 1 PD		1,618
Mountainview	5	Elijah Smith School – 5 PDs		1,623
Pelly-Nisutlin	3	Yukon University Faro Campus – 1 PD Ross River School - 1 PD Tom Dewhurst Memorial Arena – 1 PD		1,007
Porter Creek Centre	7	Porter Creek Secondary School Cafeteria – 6 PDs Whistlebend Place – 1 PD		2,811
Porter Creek North	6	Jack Hulland Elementary – Large Gym - 6 PDs		2,019
Porter Creek South	2	Holy Family School – 2 PDs		664
Riverdale North	5	Selkirk Elementary School – 4 PDs Thompson Centre – 1 PD		1,647
Riverdale South	5	Vanier Catholic Secondary School – 5 PDs		1,691
Takhini-Kopper King	6	Takhini Elementary School – 6 PDs		2,128
Vuntut Gwitchin	1	Yukon University Alice Frost Campus – 1 PD		204
Watson Lake	4	Watson Lake Recreation Centre – 3 Watson Lake Senior Complex - 1		1,002
Whitehorse Centre	6	Sternwheeler Hotel & Conference Centre – 6 PDs		1,968
Whitehorse West	4	École Émilie Tremblay – 4 PDs		1,577
<b>TOTAL:</b>	<b>88</b>	<b>Total Polling Places</b>	<b>34</b>	<b>29,112</b>

## Electoral Calendar

The calendar is a planning tool used by election officials to ensure readiness, highlights key activities, and actions and timelines for major deliverables. The key activities over the 31-day election period related to voting are outlined below. It is based on Day 0 being polling day.

ELECTIONS Y.U.K.O.N.		TERRITORIAL GENERAL ELECTION CALENDAR					
Area	Area	Area	Area	Area	Area	Area	Area
Key Dates							
<b>Friday MAR 12</b>		<b>Saturday MAR 13</b>					
<b>31</b>		<b>30 10 AM – 6 PM</b>					
<ul style="list-style-type: none"> <li><b>EYHQ</b></li> <li><b>ELECTION CALL</b></li> <li>CEO Issue of Writ/Deliver to ROs</li> <li>EYHQ News release</li> <li>Set-up RO/AARO office</li> <li>CEO Directives</li> <li>EYHQ begins to approve SB applications and issue SB</li> </ul>		<ul style="list-style-type: none"> <li><b>OPEN OFFICE</b></li> <li>Acknowledge receipt of Writ</li> <li>Advise EYHQ that RO/AARO Offices are open and confirm contact information</li> <li>Complete and Post Proclamation in RO office &amp; submit copy to CEO</li> <li><b>Registration &amp; Issue of Special Ballots (SB) commences</b></li> <li><b>Begin distributing/accepting/approving Candidate Nominations</b></li> <li><b>Commence recruitment of staff</b></li> <li><b>EYHQ Help Desk open</b></li> </ul>					

- **Key Activities – Opening to Close of Nominations: (March 12 – March 22)**

- Publish proclamations
- Confirm polling places and sign leases
- VIC mail outs based on preliminary list of electors
- Commence recruitment
- Conduct targeted revision
- Distribution of additional election materials



- All candidates meeting
- Accept and review candidate nomination papers
- Registrations and special ballot voting
- Nomination period ends March 22 @2 PM
- **Key Activities - Close of Nominations to End of Advance Poll (March 22 – April 5)**
  - Drawing of lots to determine candidate ballot order
  - Posting of Grant of Poll
  - Printing and distribution of ballots
  - Distribute additional materials for advance polling days
  - Training of Advance Poll workers
  - Prepare revised list of electors for Advance Polls
  - Registrations and special ballot voting
- **Key Activities - End of Advance Poll to Polling Day (April 5 – April 12)**
  - Test election results reporting programs
  - Distribute additional materials for polling day
  - End of application period for special ballots
  - Prepare official list of electors for Polling Day
  - Report results
  - Registrations and special ballot voting
- **Key Activities – Polling Day to Close of Offices (April 12 – April 30)**
  - Publish unofficial results
  - Process election worker fees and expenses
  - Return of the Writ
  - Report official results

Day 31	Friday	March 12	<ul style="list-style-type: none"> <li>● Issue of the Writ</li> </ul>
Day 30	Saturday	March 13	<ul style="list-style-type: none"> <li>● Open Returning Office</li> <li>● Begin approving &amp; issuing Special Ballots</li> <li>● Begin to distribute and review Nomination Papers</li> </ul>
Day 21	Monday	March 22	<ul style="list-style-type: none"> <li>● Nomination Day 10:00 AM to 2:00 PM</li> </ul>
Day 10	Friday	March 26	<ul style="list-style-type: none"> <li>● Last day for EYHQ to issue and mail out Special Ballots</li> <li>● Close of Registration only at the RO Office</li> </ul>
Day 9	Saturday	April 3	<ul style="list-style-type: none"> <li>● Prepare Poll Books for the Advance Polls</li> </ul>
Day 8	Sunday	April 4	<ul style="list-style-type: none"> <li>● Advance Poll Day 1 8:00 AM to 8:00 PM</li> </ul>
Day 7	Monday	April 5	<ul style="list-style-type: none"> <li>● Advance Poll Day 2 8:00 AM to 8:00 PM</li> </ul>
Day 3	Friday	April 9	<ul style="list-style-type: none"> <li>● End of Special Ballot Applications at 8:00 PM</li> </ul>
Day 2	Saturday	April 10	<ul style="list-style-type: none"> <li>● Prepare Poll Books for the Ordinary Poll</li> </ul>
Day 0	Monday	April 12	<ul style="list-style-type: none"> <li>● Polling Day 8:00 AM to 8:00 PM</li> </ul>
Day -3	Thursday	April 15	<ul style="list-style-type: none"> <li>● Official Addition 10:00 AM</li> </ul>
Day -7	Monday	April 19	<ul style="list-style-type: none"> <li>● Return of Writ – Close RO offices</li> </ul>

- Pack and return materials
- Complete final administration and Report of Proceedings
- Conduct election debrief
- Close Help Desk and offices
- Final lease and other payments

### **Political Parties**

There were four political parties registered with Elections Yukon for the 2021 Territorial General Election: Yukon Liberal Party, Yukon Party, Yukon New Democratic Party, and Yukon Green Party. The Yukon Green Party failed to meet the minimum candidate requirement to nominate two candidates to remain registered and were was deregistered.

### **Candidates**

There were 57 candidates at the close of nominations. There was one Independent candidate. Prior to the deadline to withdraw (March 24 at 2PM) the Yukon New Democratic Party candidate from Watson Lake withdrew. This was two days after the close of nominations and no further nominations were authorized. There was no candidate nominated for the Yukon Party in the electoral district of Vuntut Gwitchin.

### **Political Party and Candidate Support:**

Political parties and candidates were key stakeholders for Elections Yukon in promoting awareness of election dates, options to vote, and processes. To support their outreach efforts and *Elections Act* compliance, the following initiatives were introduced:

- Advisory Committee for Elections: This committee of political party presidents was introduced in 2019 and provided a forum for exchange between Elections Yukon and political party leadership. This included *Elections Act* changes and recommendations, political financing reporting, electoral innovation, and COVID contingencies.
- VoterView Outreach: In support of elector and public awareness, the Elections Yukon website introduced ‘Are You Registered?’, ‘Where Do I Vote’, ‘Who are My Candidates’ and online services for registration and special ballot applications. This supported candidates in their outreach to electors with a convenient method for elector registration and special ballot voting.

The Elections Yukon website offered candidates the opportunity for a picture and text space to introduce themselves to electors. It also contained contact information. All candidates took advantage of this tool which was offered as part of the nomination process.

- Candidate Portal: Candidates were provided regular online access to an updated electronic List of Electors. Lists were also provided to political parties. The portal also was used by Elections Yukon to make available documents to all candidates or to all candidates in a specific electoral district or districts.
- EY Info Emails: Over the election period, and following the election, Elections Yukon kept parties informed of activities with a series of numbered EY Info emails to update processes and pass on information. The 65 EY Info notes included COVID 19 information, guidance on election notices, special ballots, nomination processes, unofficial results, and political financing reports.
- Request for Feedback: Post election feedback was requested of all parties and candidates.

### **CIVIX and Future Voters**

In addition to inviting youth ages 16 and 17 to register and to work as Poll Attendants, Elections Yukon partnered with CIVIX to deliver the Student Vote Program in conjunction with the 2021 Territorial Election. CIVIX is a non-partisan, national registered charity dedicated to building the skills and habits of active and engaged citizenship among young Canadians.

In total, 18 schools registered for the 2021 Territorial Election – representing 64 per cent of all schools in the territory. Schools voted on Monday, April 12 and submitted their election results to CIVIX through a secure online system or by phone. In total, 1,196 votes were cast from 16 schools, representing 13 of 19 electoral districts in the territory. Students elected 5 NDP MLAs, 5 Yukon Party MLAs and 3 Liberal MLAs.

## PART 6 – POST-ELECTION PERIOD ACTIVITIES

### Concurrent Activity

In the spring of 2020, Elections Yukon was focused on the readiness ramp up for an April-May school council election period. Elections Yukon recommended it be postponed due to the COVID-19 pandemic. The additional planning and staffing contingencies for an election during a pandemic was progressed with an increased territorial readiness posture. Readiness was required for a potential of a 2020 fall election. The rescheduled school council elections were held over the September-October 2020 period at 26 schools.

Elections Yukon received approval for temporary administrative support in February 2021. This increased the Elections Yukon capacity with three staff; the Chief Electoral Officer, the Assistant Chief Electoral Officer and an administration assistant. Two weeks after the territorial election the Assistant Chief Electoral Officer position became vacant and not filled until October 2021.

In the interim there was continued planning and operational support for the municipal election in Whitehorse to be held September – October 2021. The federal election activities were ongoing during that time; while it did not directly impact Elections Yukon, many of the Election Yukon team were involved with the federal election and unavailable to Elections Yukon.

In July 2021, the Elections Yukon team was highly engaged with the electoral cycle work for school referendum process and the establishment of the Yukon First Nation School Board.

### Return of Materials and Audit

With the return of materials and election worker pay administration, audits were conducted on materials and debriefs held for lessons learned.

### Budget

Fiscal stewardship is a key focus and tenet of electoral administration. A number of administrative and control initiatives were introduced to validate requirements and track budgets. Investment in new technology, leverage of expertise and loan of equipment, and acquisition of surplus COVID materials introduced cost saving and further reduced expenses.

The annual Elections Yukon budget is allocated on four activities: Elections Yukon office (annual), *Elections Act* (only during a territorial election year), *Education Act* (annual based on the scheduled number of school council and board elections), and the Electoral District Boundaries Commission (when established).

For the 2020-2021 budget, no *Elections Act* funding was allocated as it was allocated for the 2021-2022 fiscal year. Due to the high readiness electoral posture given a possibility of an early election, an 'advance' was authorized to progress procurements, training, and COVID readiness

during the fiscal period October 2020 – March 2021). The election was called in March 2021. The ‘advance’ provided in the 2020-2021 budget year was accounted for as part of the 2021 budget figures.

The readiness activities for the 2021 election was extensive with major awareness, technology, and readiness activities. This included the additional capacities and materials to launch the permanent register, procure a new electoral management system, expanded online services, and build an inventory of in-house technology. Additional costs were incurred for COVID-19 due diligence measures, an increased number of polls to serve an increase of 5000 electors, and an extra 100 staff to support voting and COVID related duties.

ELECTION PERIOD BUDGET		2016 ELECTION October 7 - November 7, 2016		2021 ELECTION March 12 – April 12, 2021	
Budget Line	Key Activities	Budget	Actual	Budget	Actual
Personnel	Permanent and temporary staffs	275,000	329,552	592,000	393,324
Elections Office	Overhead and ongoing readiness	160,000	71,669	200,000	43,181
<i>Elections Act</i>	Election event costs (only election year)	1,159,000	1,284,402	1,040,000	1,034,042
	<b>TOTAL</b>	<b>\$1,594,000</b>	<b>\$1,687,623</b>	<b>\$1,832,000</b>	<b>\$1,470,545</b>

### Court Challenge to the Results - Judicial Recount for Vuntut Gwitchin

The vote count after close of polls on April 12, 2021 produced an equal number of votes for the two candidates in Vuntut Gwitchin. Both Pauline Frost (Yukon Liberal Party) and Annie Blake (Yukon New Democratic Party) received 78 votes. A recount on Monday, April 19, 2021, in the presence of the Chief Justice of the Supreme Court of Yukon confirmed the tie vote.

A drawing of lots was held immediately following the recount. The Returning Officer for Vuntut Gwitchin, Renee Charlie, drew a name from a wooden box and Annie Blake was elected in the electoral district of Vuntut Gwitchin.



Following the draw, on April 22, 2021 an application to challenge the results was made by Pauline Frost. The elected member, Annie Blake, and Chief Electoral Officer, H. Maxwell Harvey were named as respondents. The petition alleged that the election was not conducted in accordance with the *Elections Act* as two of the voters were not qualified to vote in the district on the basis of their residence. It was requested that the Court declare the election invalid and the office of the Member for the electoral district of Vuntut Gwitchin be made vacant.

Chief Justice Suzanne M. Duncan presided over the hearing on June 23 and 24, 2021. On August 5, 2021 she released her decision which stated, "the petitioner has not established on a balance of probabilities that [elector] voted in the electoral district of Vuntut Gwitchin when he was not entitled to do so...and he was properly found to be a resident of Old Crow [in the Vuntut Gwitchin riding] by the Returning Officer for the purpose of the [Elections Act]." It went on to state that, "the actions of the officials in this case were consistent with this purpose and consistent with upholding the Charter-protected right to vote. As a result, the application is dismissed."

## Feedback

All polling places had survey and feedback forms available for elector comment. There were 1,189 comment forms collected from returning offices, and from polling places during advance polls and on polling day.

- Survey Questions:
  - Is this your first time voting? Yes – 88, No – 1,037
  - Were you pre-registered? Yes – 922, No – 202
  - How long to cast your vote?
    - <5 minutes – 961
    - 5-10 minutes – 149
    - >10 minutes – 19
  - What is your age grouping?
    - 18-24 years – 81
    - 25-55 years – 673
    - 56+ years – 364
- Ratings: Scale of 1(unsatisfactory) to 5 (excellent)
  - A simple and convenient experience? – Average 4.78
  - Service focused and knowledgeable election staff? – Average 4.82
  - Fair, impartial and compliant election process? – Average 4.82
  - Satisfactory COVID-19 due diligence measures? – Average 4.83

### SOME OF THE FEEDBACK COMMENTS

- "Amazing service"
- "Very professional, informative and well-organized"
- "Safe, fast, awesome"
- "Excellent first voting experience, fantastic poll attendance"
- "Great to see young people working"
- "Very professional and well setup for the pandemic"
- "Appreciate being able to vote any day during election period not just official day and advance polls"
- "Great info on website"

### SOME OF THE AREAS TO IMPROVE FEEDBACK COMMENTS

- Better polling station locations
- Additional French service provided
- More use of identification
- Inclement weather considerations
- Advance polls on a holiday weekend
- Improved parking access and entrances to polling stations

## **Complaints**

During the election one formal complaint was made concerning the missing sponsorship markings on certain campaign materials. Parties were advised and corrective action was made.

## **Review of Authorized Identification**

As required by the *Elections Act*, a review of authorized identification is required and recommendations submitted to the Members Services' Board for approval within six months following an election. This submission was made and included recommended amendments to expand authorized identification options and include residence address declarations.

## PART 7 – WAY AHEAD

### Mandate

The administration and readiness related to territorial elections is a primary focus of Elections Yukon. It requires the greatest level of planning and has the most comprehensive electoral cycle requirements.

There are growing demands with more elections to administer, expanded access and voting options and increased technologies. Capacity review and budget alignment is an ongoing activity.

As well, school council and school boards have undergone a transformational shift in electoral administration. Voting options for school council and school board elections has increased and internet voting is being planned. Voting places for school elections are territory wide; school boards for example will shift from one voting location to 12, including at Elections Yukon. There is a new school board established. The potential for referendum votes for school attendances areas is now an annual occurrence.

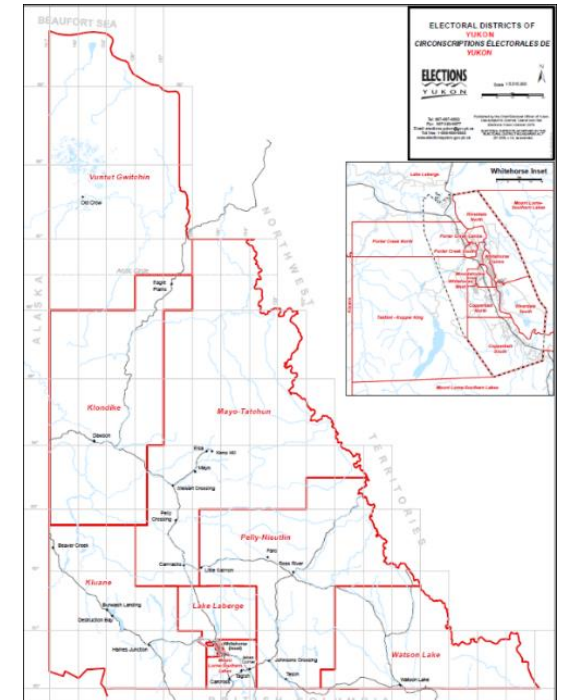
### Evolution of Elections Yukon Services

The pro-active evolution of Elections Yukon services for all electoral activities will focus on the four strategic pillars as well as a voter-centric service focus. It will leverage stakeholder inputs and lessons learned to improve convenience for electors and to promote awareness and participation. A number of the evolutionary processes may require legislative change.

### Innovation

Some of the Innovations under consideration are noted below. They are categorized under the four strategic pillars; integrity, access, modernization and readiness.

- Integrity:
  - *Elections Act Recommended Changes:* To evolve compliance, transparency, and services.
  - Improved List of Electors: Ongoing focus on expanded coverage and address accuracy.





- Access:
  - Vote Anywhere Option: Advance poll voting at any Advance Poll for any electoral district.
  - Elector Centric Services: Improved outreach, options to vote, and electronic services.
- Modernization:
  - Technology at Election Offices and Polls: To support registration, elector lists, and voting processes.
  - Change and Risk Management: Plans to support the introduction of innovations.
- Readiness:
  - Renewal of Manuals, Forms and Maps: Updating to improve support to electors and election teams.
  - Election Official engagement: Ongoing recruitment, selection and training.

## PART 8 - SUMMARY OF RECOMMENDED CHANGES TO THE ELECTIONS ACT

A report on the 'Recommended Changes to the *Elections Act*' is published under separate cover. A summary of the 19 recommended changes are detailed below.

### Summary of Recommended Elections Act Changes

RECOMMENDED CHANGE	RELEVANT SECTION	RECOMMENDATION	RATIONALE
Residency Requirements	Section 3 – Qualification as an Elector	Reduce the 12 month residency period to 6 months or less.	<ul style="list-style-type: none"> <li>• Best practices.</li> <li>• Increased and earlier participation in democracy.</li> <li>• Increase number of electors.</li> </ul>
Proof of Residence	Section 5.01 (5) – Elector Identification	Add the requirement for proof of residential address when registering as an elector.	<ul style="list-style-type: none"> <li>• Mailing addresses are approved to establish proof of identity.</li> <li>• Many elector's identification has a mailing address only which is not sufficient to assign to a polling division or an electoral district.</li> <li>• A declaration of residence would be acceptable to update the register information.</li> </ul>
Temporary Residency	Section 8 – Temporary Residence	Remove option for temporary workers to have choice of polling divisions. These electors would vote for a candidate in the district where they are ordinary resident.	<ul style="list-style-type: none"> <li>• Special ballots would be the preferred option for temporary workers who are away from their ordinary residence.</li> <li>• Ambiguous definition of a temporary worker and no test for eligibility to have choice of electoral districts.</li> <li>• Temporary workers, voting outside their ordinary residence, could impact results in districts where they are not normally resident.</li> </ul>
Election Officer Eligibility	Section 11(1) - Eligibility	Expand election officer employment opportunities of 16/17 Year olds.	<ul style="list-style-type: none"> <li>• Recruiting of election officials is a challenge; 16/17 years olds would increase recruiting pool and promote engagement.</li> <li>• Poll attendant is the only open position; expand to include other positions except Returning Officer and Assistant Returning Officers and supervisory Information Resource Officers.</li> </ul>

RECOMMENDED CHANGE	RELEVANT SECTION	RECOMMENDATION	RATIONALE
Election Officer Eligibility	Section 11(1)(b) - Eligibility	Expand eligibility to work as an election official to include Yukoners who meet all qualifications except residency.	<ul style="list-style-type: none"> <li>• Canadian citizens who live in Yukon but do not meet residency requirements cannot vote however are potential election officials.</li> <li>• Recruiting is a challenge and worker eligibility would increase pools.</li> <li>• Other jurisdictions allow non-electors (including permanent residents) to be election officials.</li> </ul>
Polling Station Appointment	Section 11.02(1) - Appointment – Other Election Officers	The Deputy Returning Officer of a polling station can administer the vote in the absence of the poll clerk when an Information Resource Officer is present.	<ul style="list-style-type: none"> <li>• Current technology and integrity processes support one-person administration of the vote.</li> <li>• Two person polling station operation is inefficient, worker intensive, and increases recruiting challenges.</li> <li>• Number of jurisdictions authorize one official to administer the vote without a poll clerk present.</li> </ul>
Referendum and Plebiscite Mandate	Section 14(1) - Powers	Add the responsibility to conduct referendums and plebiscites.	<ul style="list-style-type: none"> <li>• <i>Elections Act</i> is silent on referendums and plebiscites.</li> <li>• Referendum administration is typically under the electoral agency.</li> </ul>
Ballot Design	Section 175(1) – In the prescribed form	Include the option for a picture of the candidate on the ballot.	<ul style="list-style-type: none"> <li>• Support electors in candidate identification when they vote.</li> <li>• Used in a limited number of other jurisdictions.</li> </ul>
Identification at the Polls	Section 234 – No proof of right to vote required	Require proof of identity and address to vote as for federal, municipal, and other jurisdiction elections.	<ul style="list-style-type: none"> <li>• Registered electors do not require to show identification to vote; this is not the case for federal and municipal elections.</li> <li>• Integrity risk is elevated as outdated registration information could allow ineligible or incorrect electoral district assignment. This raises possibility of a contested or invalid election and the possibility of an election offence.</li> </ul>
Election Results Tied After Recount	Section 300 - Tie Determined By Drawing of Lots	If, after a recount, no candidate can be declared elected because of a tie vote, a new election would be held.	<ul style="list-style-type: none"> <li>• Drawing of lots to elect a member introduces greater susceptibility to an invalid election challenge for the unsuccessful candidate.</li> <li>• There is considerable time delay and expense if an election validity is challenged – the determination is either the election was valid or, if invalid, to hold an election in that district.</li> </ul>

RECOMMENDED CHANGE	RELEVANT SECTION	RECOMMENDATION	RATIONALE
Electoral Boundaries Commission Establishment	Section 411 – Time of Appointment	Amend the minimum timeline requirement of six years and a two-election period to allow earlier establishment of EDBC.	<ul style="list-style-type: none"> <li>• The last Electoral District Boundaries Act was passed in 2008. Populations have changed significantly.</li> <li>• Authorizes the Legislative Assembly to establish a EDBC before the next election.</li> </ul>
Electoral District Boundaries Commission Considerations	Section 419 – Relevant Considerations	Update relevant considerations to allow additional guidance to the Commission prior to its establishment.	<ul style="list-style-type: none"> <li>• Would provide additional guidance to support EDBC mandate and approach.</li> <li>• Could include range of district boundary options based on guidelines.</li> </ul>
Internet Voting (iVoting)	Section 97(1) – Special Ballot	Provide that the Chief Electoral Officer may establish procedures to vote by special ballot using electronic means.	<ul style="list-style-type: none"> <li>• Growing interest in internet voting to increase access and voter participation.</li> <li>• Proven technologies and processes</li> <li>• Used by NWT in 2019 territorial election with success.</li> </ul>
Financial Provisions for Registered Political Parties (General)	Part 6	Review of political finance regulations for statutory provisions, limits, and reporting for political parties and candidates.	<ul style="list-style-type: none"> <li>• Introduce additional provisions to support fairness, transparency and accountability.</li> <li>• Financing provisions support election integrity and public confidence.</li> <li>• Yukon has limited provisions for political finances.</li> </ul>
Financial Provisions for Registered Political Parties (Fairness)	Part 6	Financial regulation includes setting of prescribed contribution limits and spending limits.	<ul style="list-style-type: none"> <li>• Fairness relates to a ‘level playing field’.</li> <li>• There are no contribution limits regarding amount of who can contribute or from where the contributions originate.</li> <li>• There are no spending limits of political parties or candidates.</li> </ul>
Financial Provisions for Registered Political Parties (Transparency)	Part 6	Financial regulation includes setting internal disclosure and public disclosure requirements.	<ul style="list-style-type: none"> <li>• Transparency provides visibility into the sources of political funding.</li> <li>• Internal disclosure are requirements to Elections Yukon but are not publicly released. This can include financial statements (audited or unaudited) to support reported amounts.</li> <li>• Public disclosure includes information released to the public. Yukon only requires contribution and total revenue to be reported annually.</li> </ul>

RECOMMENDED CHANGE	RELEVANT SECTION	RECOMMENDATION	RATIONALE
Financial Provisions for Registered Political Parties (Accountability)	Part 6	Financial regulation includes setting compliance requirements and enforcement requirements.	<ul style="list-style-type: none"> <li>• Clear accountability requirements support compliance and enforcement.</li> <li>• There are limited requirements for election financing compliance.</li> <li>• Enforcement tools are insufficient for minor contraventions of the Act such as late filings.</li> </ul>
Administrative Responsibility for the <i>Elections Act</i>	Not part of <i>Elections Act</i> . Government Organization Act and OIC 2014/174	Align administrative responsibility for the <i>Elections Act</i> be under the Legislative Assembly as for other house officers.	<ul style="list-style-type: none"> <li>• Process for <i>Elections Act</i> amendments unduly complex and inconsistent with authorities and processes required of other independent house officers.</li> </ul>
Plain Language Rewrite of the <i>Elections Act</i>	<i>Elections Act</i> (general)	Repeal and replace the <i>Elections Act</i> after a major review, update and plain language rewrite.	<ul style="list-style-type: none"> <li>• After more than 20 years and 9 amendments, the <i>Elections Act</i> has a number of inconsistencies and outdated provisions.</li> <li>• <i>Elections Act</i> rewrite would support clarity and compliance with an updated format and plain language focus.</li> </ul>

## PART 9 - SUMMARY OF ELECTION FINANCING REPORTS

Election financing reports are required of all political parties and candidates within 90 days of the return of the writ. Extensions were authorized. The reports include an Election Revenue Report, an Election Expenses Report, and an Election Financing Report. All reports were filed on time by August 12, 2021.

A review of the Election Financing Reporting formats and manuals were updated prior to the election. Additional review will be scheduled with the inputs of the political parties. The Election Financing Report of the Chief Electoral Officer is to be tabled separately. A summary is included below.

### Yukon Liberal Party

YUKON LIBERAL PARTY				
SUMMARY	# OF CONTRIBUTORS*	ELECTION REVENUE RETURN	ELECTION EXPENSE RETURN	ELECTION FINANCE RETURN
Party Totals	81 Contributors	\$194,485.31	\$186,134.92	\$8,350.39
Candidate Totals	113 Contributors	126,623.89	\$119,664.61	\$6,959.28
<b>TOTAL</b>	<b>194 contributors</b>	<b>\$321,109.20</b>	<b>\$305,799.53</b>	<b>\$15,309.67</b>

### Yukon Party

YUKON PARTY				
SUMMARY	# OF CONTRIBUTORS*	ELECTION REVENUE RETURN	ELECTION EXPENSE RETURN	ELECTION FINANCE RETURN
Party Totals	120 Contributors	\$195,067.63	\$294,473.56	-\$99,405.93
Candidate Totals	140 Contributors	\$133,389.57	\$102,716.05	\$30,673.52
<b>TOTALS:</b>	<b>260 Contributors</b>	<b>\$328,457.20</b>	<b>\$397,189.61</b>	<b>-\$68,732.41</b>

### Yukon New Democratic Party

YUKON NEW DEMOCRATIC PARTY				
SUMMARY	# OF CONTRIBUTORS*	ELECTION REVENUE RETURN	ELECTION EXPENSE RETURN	ELECTION FINANCE RETURN
Party Totals	379 contributors	\$72,331.00	\$179,831.67	(-\$107,500.67)
Candidate Totals	0 Contributors	\$56,140.30	\$56,140.30	\$0.00
<b>TOTAL:</b>	<b>379 Contributors</b>	<b>\$128,471.30</b>	<b>\$235,971.97</b>	<b>(-\$107,500.67)</b>

**PART 10 – ELECTION RESULTS BY ELECTORAL DISTRICT**

**Results - Members Elected to the 35<sup>th</sup> Legislative Assembly**

<b>RESULTS - MEMBERS ELECTED TO THE 35<sup>TH</sup> LEGISLATIVE ASSEMBLY OF THE YUKON BY ELECTORAL DISTRICT</b>						
<b>#</b>	<b>ELECTORAL DISTRICT</b>	<b>POLITICAL PARTY</b>	<b>MEMBER ELECTED</b>	<b>ELECTORS</b>	<b>BALLOTS CAST</b>	<b>TURNOUT (%)</b>
1.	Copperbelt North	<b>Yukon Party</b>	Currie Dixon	2,120	1,388	65.5%
2.	Copperbelt South	<b>Yukon Party</b>	Scott Kent	1,723	1,278	74.2%
3.	Klondike	<b>Yukon Liberal Party</b>	Sandy Silver	1,583	1,119	70.7%
4.	Kluane	<b>Yukon Party</b>	Wade Istchenko	1,050	783	74.6%
5.	Lake Laberge	<b>Yukon Party</b>	Brad Cathers	1,719	1,296	75.4%
6.	Mayo – Tatchun	<b>Yukon Liberal Party</b>	Jeremy Harper	1,035	634	61.3%
7.	Mount Lorne – Southern Lakes	<b>Yukon Liberal Party</b>	John Streicker	1,618	1,145	70.8%
8.	Mountainview	<b>Yukon Liberal Party</b>	Jeanie McLean	1,623	1,053	64.9%
9.	Pelly – Nisutlin	<b>Yukon Party</b>	Stacey Hassard	1,007	718	71.3%
10.	Porter Creek Centre	<b>Yukon Party</b>	Yvonne Clarke	2,477	1,692	68.3%
11.	Porter Creek North	<b>Yukon Party</b>	Geraldine Van Bibber	2,019	1,149	56.9%
12.	Porter Creek South	<b>Yukon Liberal Party</b>	Ranj Pillai	921	656	71.2%
13.	Riverdale North	<b>Yukon Liberal Party</b>	Nils Clarke	1,647	1,132	68.7%
14.	Riverdale South	<b>Yukon Liberal Party</b>	Tracy McPhee	1,691	1,057	62.5%
15.	Takhini – Kopper King	<b>Yukon New Democratic Party</b>	Kate White	2,128	1,208	56.8%
16.	Vuntut Gwitchin	<b>Yukon New Democratic Party</b>	Annie Blake	204	156	76.5%
17.	Watson Lake	<b>Yukon Party</b>	Patti McLeod	1,002	561	56.0%
18.	Whitehorse Centre	<b>Yukon Liberal Party</b>	Emily Tredger	1,968	1,072	54.5%
19.	Whitehorse West	<b>Yukon New Democratic Party</b>	Richard Mostyn	1,577	1,005	63.7%
<b>TOTAL</b>				<b>29,112</b>	<b>19,102</b>	<b>65.6%</b>

Electoral District 01		Copperbelt North							
Returning Officer: Melanie Pettefer									
CANDIDATES:									
	YUKON LIBERAL PARTY	TED ADEL							
	YUKON NDP	SABA JAVED							
<b>Elected</b>	<b>YUKON PARTY</b>	<b>CURRIE DIXON</b>							
Poll #	Polling Place	TED ADEL	SABA JAVED	CURRIE DIXON	# Ballots cast	Rejected	# Valid Ballots	# Electors	Voting Place (%)
001	Yukon Transportation Museum (OP)	31	29	55	116	1	115	372	8.4%
002	Yukon Transportation Museum (OP)	36	20	64	120	0	120	327	8.6%
003	Yukon Transportation Museum (OP)	41	42	55	101	2	138	287	10.1%
004	Yukon Transportation Museum (OP)	36	25	47	109	1	108	326	7.9%
005	Yukon Transportation Museum (OP)	29	18	67	114	0	114	361	8.2%
006	Yukon Transportation Museum (OP)	42	25	83	151	1	150	373	10.9%
007	Copper Ridge Place (OP)*	-	-	-	39	-		74	-
020-1	École Emilie Tremblay (AP)	33	46	99	178	0	178	N/A	12.8%
020-2	École Emilie Tremblay (AP)	35	44	94	173	0	173	N/A	12.5%
030-1	Returning Office (SB)	55	49	119	224	1	223	N/A	16.1%
030-2	Elections Yukon (SB)	8	20	34	63	1	62	N/A	4.5%
<b>TOTAL</b>		<b>346</b>	<b>318</b>	<b>717</b>	<b>1,388</b>	<b>7</b>	<b>1,381</b>	<b>2,120</b>	<b>100%</b>

\* PD 003 (39 ballots) and 007 (101 ballots) were counted together and reported by PD 003 as a combined count (total of 140 ballots cast).

Total # of Ballots Cast:	Total # of Electors:	Electors who voted (%):
<b>1,388</b>	<b>2,120</b>	<b>65.5%</b>



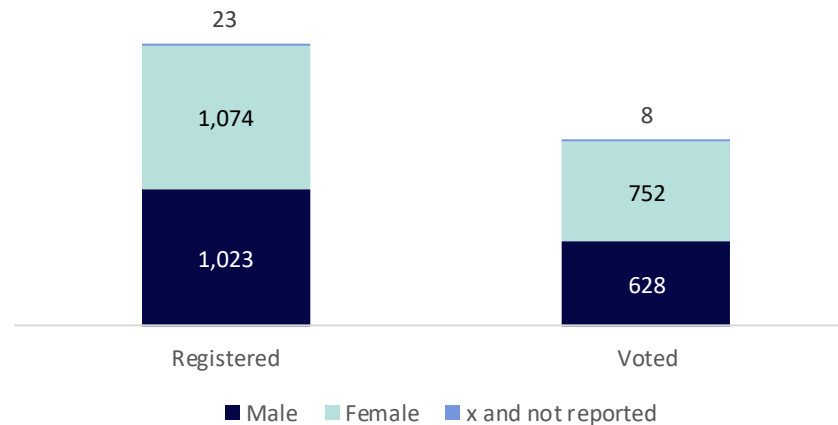
**Copperbelt North**  
Electoral District 01

**Age and Gender Demographics for Registered Electors**

**Description:** Copperbelt North includes a large portion of Copper Ridge and the Lobird mobile home park in Whitehorse.

AGE AND GENDER DEMOGRAPHICS FOR REGISTERED ELECTORS IN ELECTORAL DISTRICT							
Age Group	Number	Percentage	M	F	X	Not Reported	Total
18-24	188	9%	48%	50%	1%	0.1%	100%
25-55	1342	63.30%					
56+	588	27.74%					
<b>TOTAL</b>	<b>2,120</b>	<b>100%</b>	<b>1,023</b>	<b>1,074</b>	<b>20</b>	<b>3</b>	<b>2,120</b>
AGE AND GENDER DEMOGRAPHICS FOR ELECTORS WHO VOTED IN ELECTORAL DISTRICT							
Age Group	Number	Percentage	M	F	X	Not Reported	Total
18-24	113	8.14%	46%	53%	0.4%	0.1%	100%
25-55	891	64.22%					
56+	384	27.65%					
<b>TOTAL</b>	<b>1,388</b>	<b>100%</b>	<b>628</b>	<b>752</b>	<b>6</b>	<b>2</b>	<b>1,388</b>

**Copperbelt North**



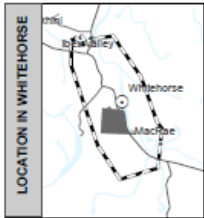
# Copperbelt North Map

## Electoral District 01

### Electoral District

**Copperbelt North**  
**ED01**  
 Map 1 of 2

### Circonscription électorale



### POLLING DIVISIONS - 6/6

- PD 1
- PD 2
- PD 3
- PD 4
- PD 5
- PD 6

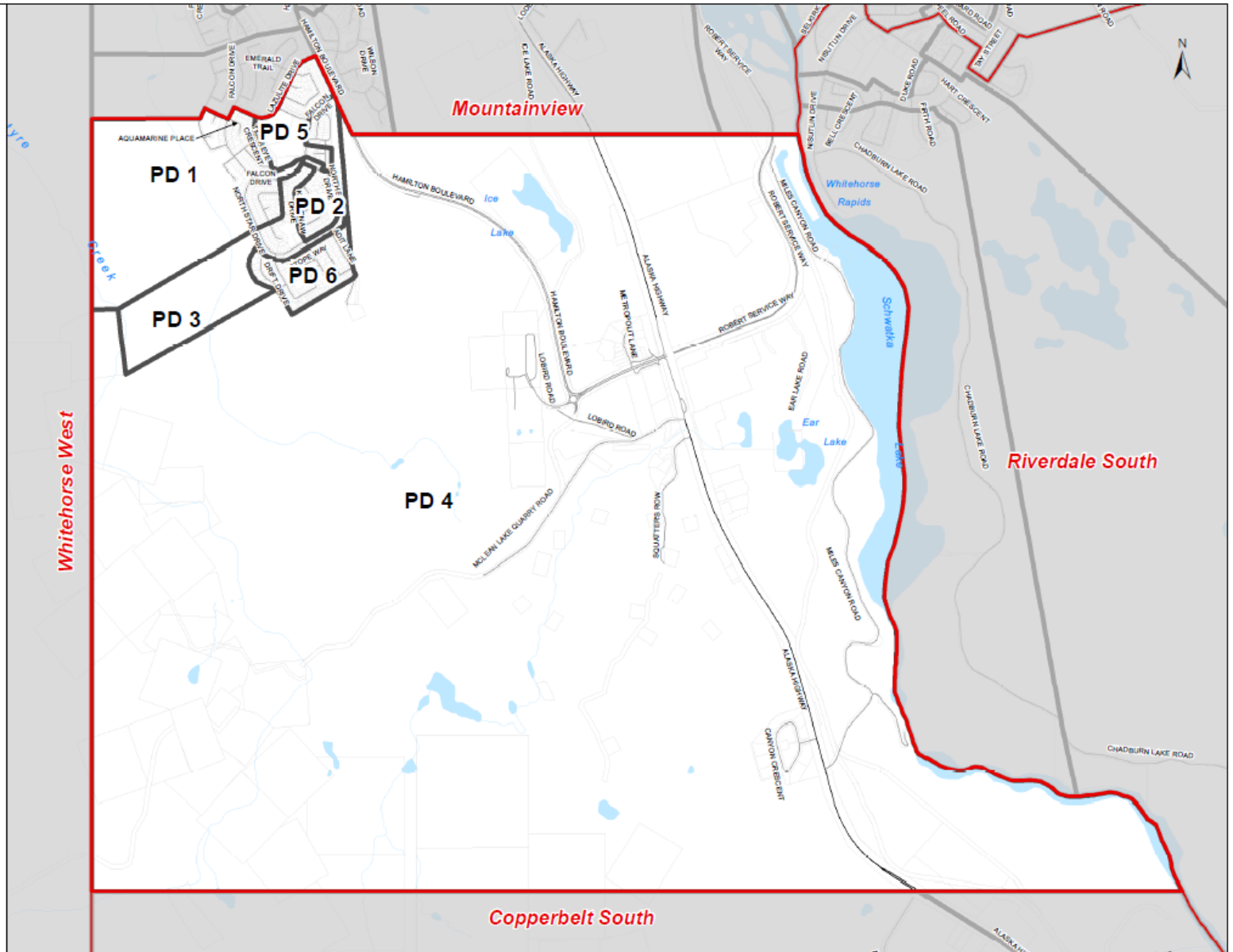


2703 2nd Ave  
 PO Box 2710 (A-9)  
 Whitehorse, Yukon Y1A 2C6

electionsyukon.ca  
 info@electionsyukon.ca  
 1 (866) 668-8683 (toll free)

Published by the Chief Electoral  
 Officer of Yukon

Revised: Feb 2021



**Electoral District 02**

Returning Officer: Brian Fiddler

**Copperbelt South****CANDIDATES:**

	YUKON LIBERAL PARTY	SHEILA ROBERTSON
	YUKON NDP	KAORI TORIGAI
<b>Elected</b>	<b>YUKON PARTY</b>	<b>SCOTT KENT</b>

No.	Polling Location	SHEILA ROBERTSON	KAORI TORIGAI	SCOTT KENT	# of Ballots cast	Rejected	# of Valid Ballots	# Electors	Voting Option (%)
001	Golden Horn Elementary (OP)	17	42	50	110	1	109	316	8.6%
002	Golden Horn Elementary (OP)	38	21	61	120	0	120	299	9.4%
003	Golden Horn Elementary (OP)	29	35	95	159	0	159	356	12.4%
004	Golden Horn Elementary (OP)	34	29	78	141	0	141	387	11.0%
005	Golden Horn Elementary (OP)	25	56	88	170	1	169	365	13.3%
020-1	Golden Horn Elementary (AP)	39	32	137	208	0	208	N/A	16.3%
020-2	Golden Horn Elementary (AP)	29	43	118	190	0	190	N/A	14.9%
030-1	Returning Office (SB)	36	20	60	118	2	116	N/A	9.2%
030-2	Elections Yukon (SB)	12	11	39	62	0	62	N/A	4.9%
<b>TOTAL</b>		<b>259</b>	<b>289</b>	<b>726</b>	<b>1,278</b>	<b>4</b>	<b>1,274</b>	<b>1,723</b>	<b>100%</b>

<b>Total # of Ballots Cast:</b>	<b>Total # Electors:</b>	<b>Electors who voted (%):</b>
<b>1,278</b>	<b>1,723</b>	<b>74.17%</b>

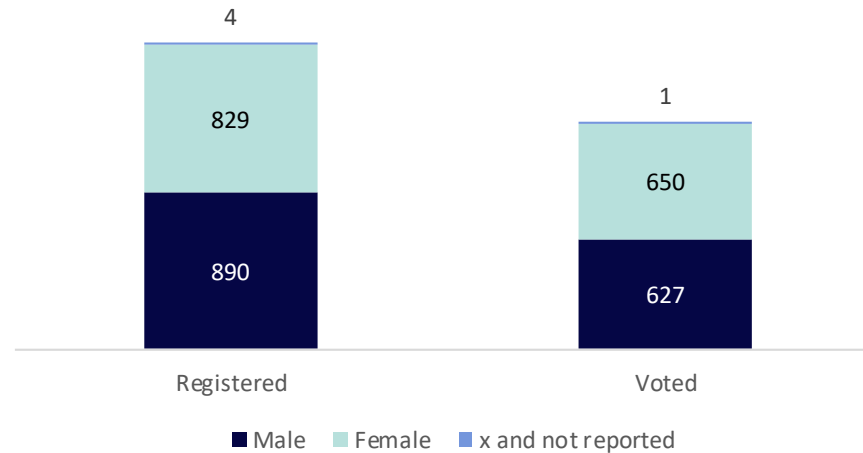
**Copperbelt South**  
Electoral District 02

**Age and Gender Demographics for Registered Electors**

**Description:** Copperbelt South includes the Mary Lake; Cowley Creek; Wolf Creek; Pineridge; Golden Horn; Mount Sima; MacRae; and Whitehorse Copper subdivisions in southern Whitehorse.

Age and Gender Demographics for Registered Electors							
Age Group	Number	Percentage	M	F	X	Not Reported	Total
18-24	93	5%	52%	48%	0.2%	0%	100%
25-55	922	54%					
56+	708	41%					
<b>TOTAL</b>	<b>1,723</b>	<b>100%</b>	<b>890</b>	<b>829</b>	<b>4</b>	<b>0</b>	<b>1,723</b>
Age and Gender Demographics for Electors who Voted							
Age Group	Number	Percentage	M	F	X	Not Reported	Total
18-24	59	5%	49%	51%	0.1%	0%	100%
25-55	665	52%					
56+	554	43%					
<b>TOTAL</b>	<b>1,278</b>	<b>100%</b>	<b>627</b>	<b>650</b>	<b>1</b>	<b>0</b>	<b>1,278</b>

**Copperbelt South**



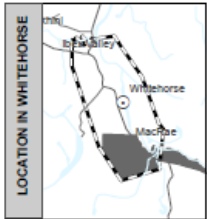
# Copperbelt South Map

## Electoral District 02

### Electoral District

**Copperbelt South**  
**ED02**  
 Map 1 of 2

### Circonscription électorale



### POLLING DIVISIONS - 5/5

- PD 1
- PD 2
- PD 3
- PD 4
- PD 5

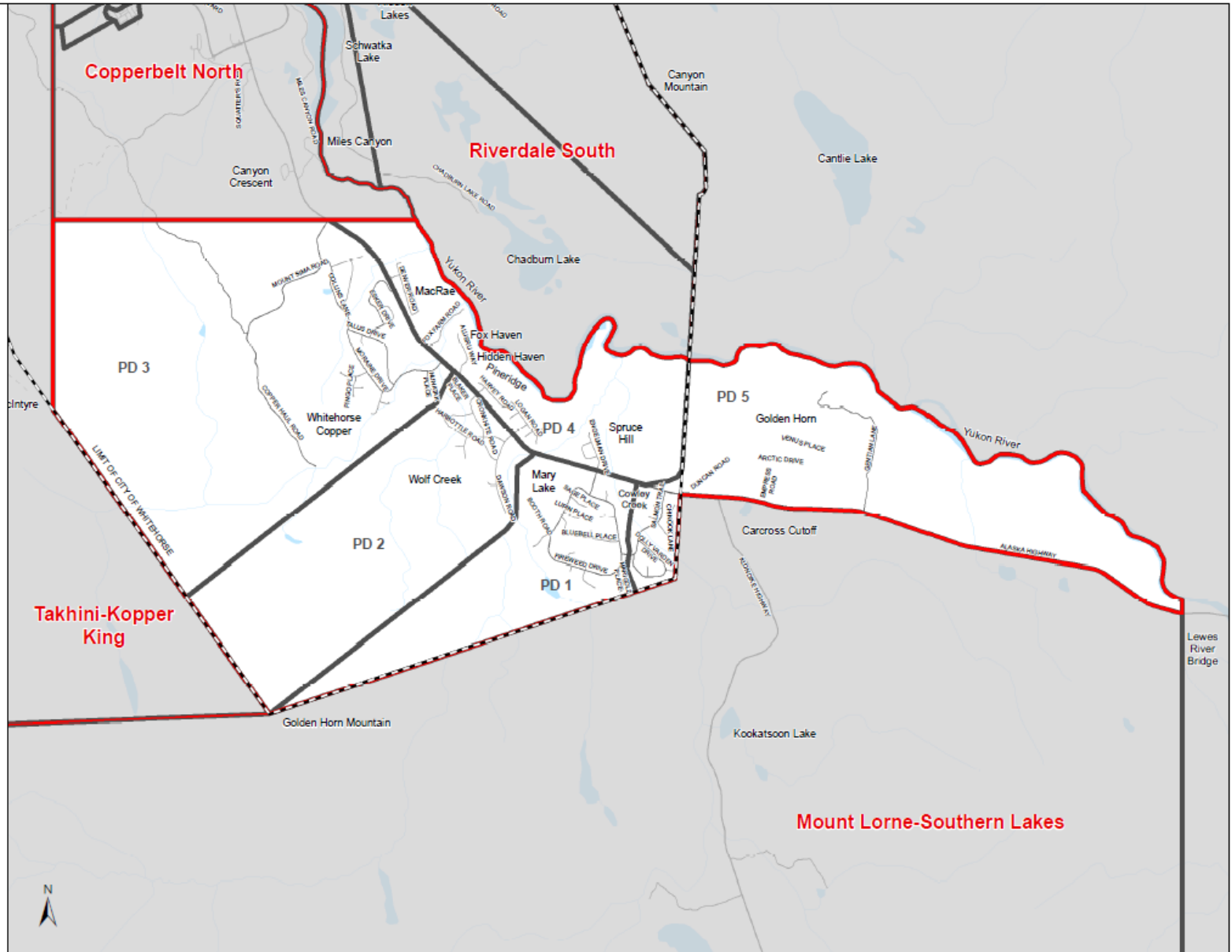


2703 2nd Ave  
 PO Box 2710 (A-9)  
 Whitehorse, Yukon Y1A 2C6

electionsyukon.ca  
 info@electionsyukon.ca  
 1 (866) 668-8683 (toll free)

Published by the Chief Electoral  
 Officer of Yukon

Revised: Feb 2021



## Electoral District 03

Returning Officer: Charles Brunner

## Klondike

### CANDIDATES:

<b>Elected</b>	<b>YUKON LIBERAL PARTY</b>	<b>SANDY SILVER</b>
	YUKON NDP	CHRIS CLARKE
	YUKON PARTY	CHARLIE DAGOSTIN

Poll #	Polling Location	SANDY SILVER	CHRIS CLARKE	CHARLIE DAGOSTIN	# of Ballots cast	Rejected	# of Valid Ballots	# Electors	Voting Option (%)
001	Robert Service School (OP)	97	55	41	195	2	193	413	17.4%
002	Robert Service School (OP)	110	32	56	198	0	198	441	17.7%
003	Robert Service School (OP)	69	46	40	150	0	155	359	13.9%
004	Robert Service School (OP)	54	23	63	140	0	140	370	12.5%
005	Robert Service School (AP)	106	35	54	195	0	195	0	17.4%
006	McDonald Lodge (OP)*	-	-	-	5	-	-	-	-
030-1	Returning Office (SB)	73	30	95	200	2	198	N/A	17.9%
030-2	Elections Yukon (SB)	17	3	15	36	1	35	N/A	3.2%
<b>TOTAL</b>		<b>526</b>	<b>224</b>	<b>364</b>	<b>1,119</b>	<b>5</b>	<b>1,114</b>	<b>1,583</b>	<b>100%</b>

\*\* PD 003 (150 ballots cast) and 006 (5 ballots cast) were counted together and reported by PD 003 as a combine count (total of 155 ballots cast)

Total # of Ballots Cast:	Total # Electors:	Electors who voted (%):
<b>1,119</b>	<b>1,583</b>	<b>70.7%</b>

# Klondike

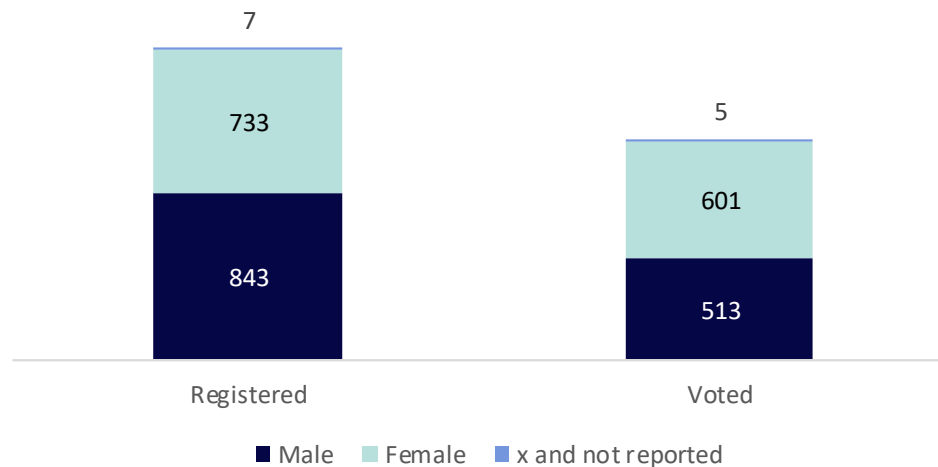
## Electoral District 03

### Age and Gender Demographics for Registered Electors

**Description:** Klondike is the oldest electoral district in Yukon. Klondike includes Dawson City and the surrounding area, and Eagle Plains.

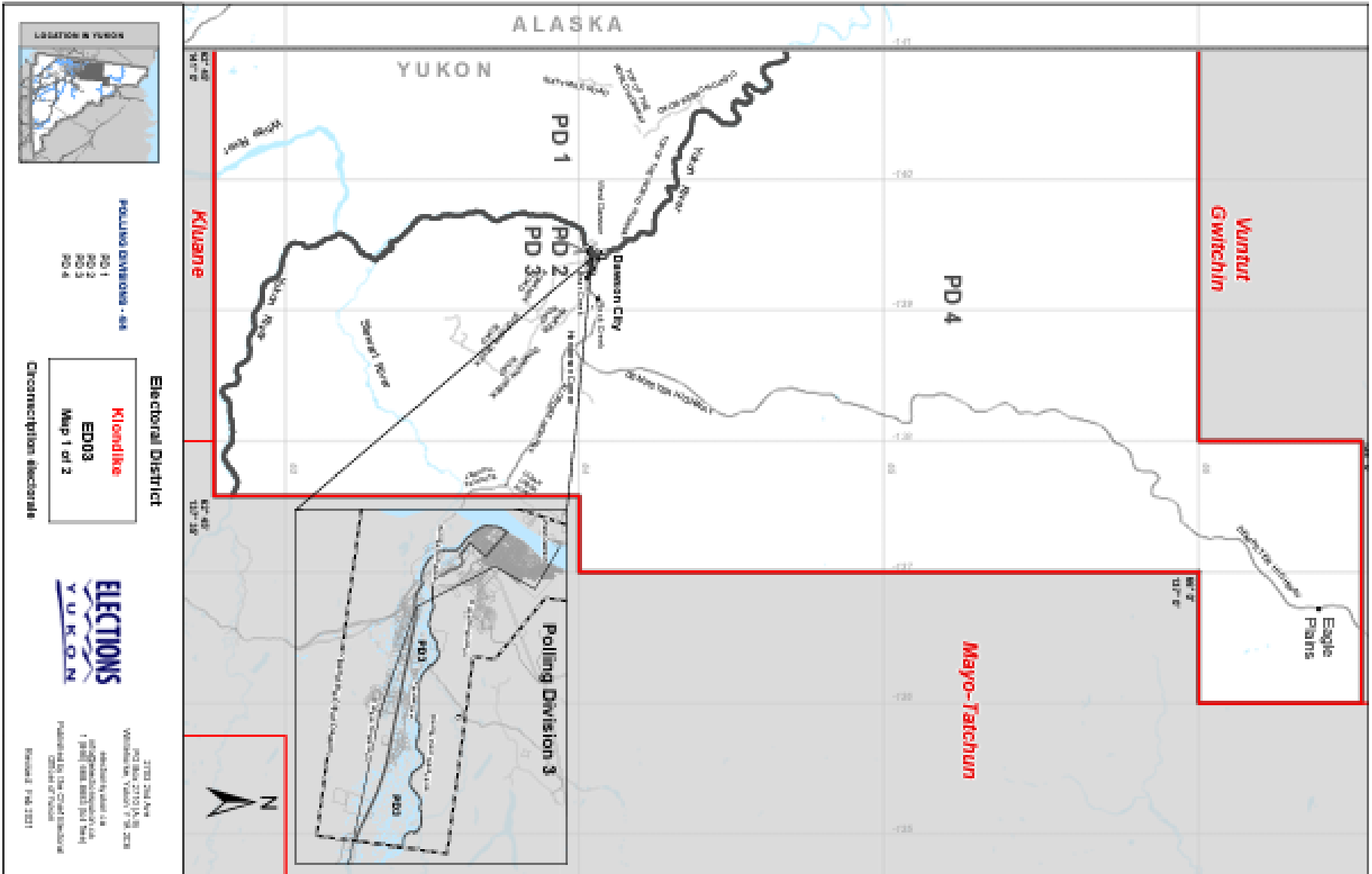
Age and Gender Demographics for Registered Electors							
Age Group	Number	Percentage	M	F	X	Not Reported	Total
18-24	83	5%	53%	46%	0.3%	0.1%	100%
25-55	927	59%					
56+	573	36%					
<b>TOTAL</b>	<b>1,583</b>	<b>100%</b>	<b>843</b>	<b>733</b>	<b>5</b>	<b>2</b>	<b>1,583</b>
Age and Gender Demographics for Electors who Voted							
Age Group	Number	Percentage	M	F	X	Not Reported	Total
18-24	56	5%	46%	54%	0.2%	0.2%	100%
25-55	647	58%					
56+	416	37%					
<b>TOTAL</b>	<b>1,119</b>	<b>100%</b>	<b>513</b>	<b>601</b>	<b>3</b>	<b>2</b>	<b>1,119</b>

### Klondike



# Klondike Map

## Electoral District 03





**Electoral District 04****Kluane**

Returning Officer: Paulette Schatz

<b>CANDIDATES:</b>		
	YUKON LIBERAL PARTY	LUKE CAMPBELL
	YUKON NDP	DAVE WEIR
<b>ELECTED</b>	<b>YUKON PARTY</b>	<b>WADE ISTCHENKO</b>

Poll No.	Polling Location	LUKE CAMPBELL	DAVE WEIR	WADE ISTCHENKO	# of Ballots cast	Rejected	# of Valid Ballots	# Electors	Voting Option (%)
001	Nelnah Bessie John School (OP)	5	14	13	32	0	32	75	4.1%
002	Burwash Landing – Jacquot Hall (OP)	28	11	32	71	0	71	119	9.1%
003	St. Elias Convention Centre (OP)	38	46	67	151	0	151	337	19.3%
004	St. Elias Convention Centre (OP)	47	40	64	151	0	151	354	19.3%
005	Takhini Hall (OP)	25	7	24	56	0	56	165	7.2%
020-1	St. Elias Convention Centre (AP)	18	20	40	78	0	78	N/A	10.0%
020-2	Mendenhall Community Centre (AP)	13	19	22	54	0	54	N/A	6.9%
030-1	Returning Office (SB)	39	51	85	176	1	175	N/A	22.5%
030-2	Elections Yukon (SB)	6	3	5	14	0	14	N/A	1.8%
<b>TOTAL</b>		<b>219</b>	<b>211</b>	<b>352</b>	<b>783</b>	<b>1</b>	<b>782</b>	<b>1,050</b>	<b>100%</b>

Total # of Ballots Cast:	Total # of Electors:	Electors who voted (%):
<b>783</b>	<b>1,050</b>	<b>74.5%</b>

# Kluane

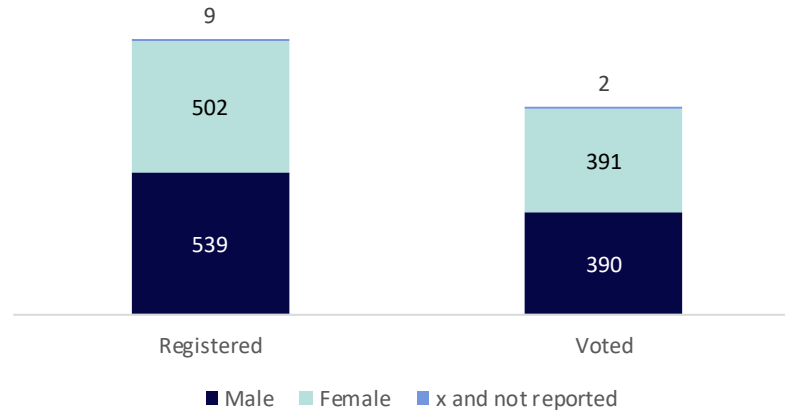
## Electoral District 04

### Age and Gender Demographics for Registered Electors

**Description:** Kluane includes Haines Junction, Burwash Landing, Destruction Bay, Beaver Creek, and Mendenhall, as well as parts of the Ibex and Macpherson-Grizzly valleys. It includes traditional territory of the Kluane First Nation, the Champagne and Aishihik First Nations, the White River First Nation, the Selkirk First Nation, and the Little Salmon/Carmacks First Nation.

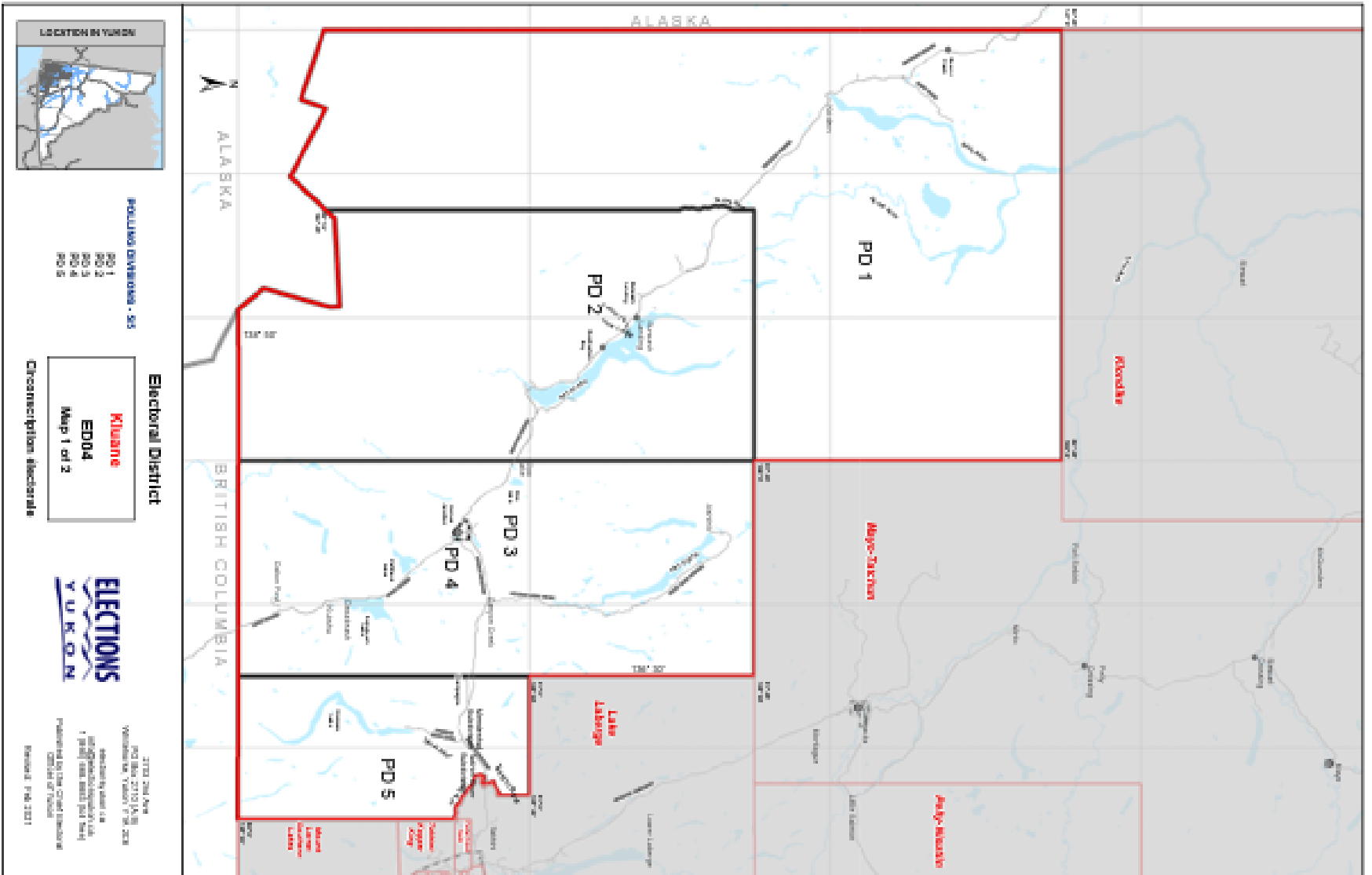
Age and Gender Demographics for Registered Electors							
Age Group	Number	Percentage	M	F	X	Not Reported	Total
18-24	52	5%	51%	48%	1%	0.1%	100%
25-55	540	5%					
56+	458	44%					
<b>TOTAL</b>	<b>1,050</b>	<b>100%</b>	<b>539</b>	<b>502</b>	<b>7</b>	<b>2</b>	<b>1,050</b>
Age and Gender Demographics for Electors who Voted							
Age Group	Number	Percentage	M	F	X	Not Reported	Total
18-24	37	5%	50%	50%	0.1%	0.1%	100%
25-55	383	49%					
56+	363	46%					
<b>TOTAL</b>	<b>783</b>	<b>100%</b>	<b>390</b>	<b>391</b>	<b>1</b>	<b>1</b>	<b>783</b>

### Kluane



# Kluane Map

## Electoral District 04



## Electoral District 05

Returning Officer: Tracey Andrew

## Lake Laberge

### CANDIDATES:

	YUKON LIBERAL PARTY	TRACEY JACOBS
	YUKON NDP	IAN ANGUS
<b>ELECTED</b>	<b>YUKON PARTY</b>	<b>BRAD CATHERS</b>

Poll No.	Polling Location	TRACEY JACOBS	IAN ANGUS	BRAD CATHERS	# of Ballots cast	Rejected	# of Valid Ballots	# Electors	Voting Option (%)
001	Hidden Valley Elementary School (OP)	34	36	78	148	0	148	473	11.4%
002	Hidden Valley Elementary School (OP)	35	49	88	173	1	172	505	13.3%
003	Hidden Valley Elementary School (OP)	23	21	71	116	1	115	363	9.0%
004	Hidden Valley Elementary School (OP)	33	43	89	167	2	165	378	12.9%
020-1	Hootalinqua Firehall (AP)	49	61	215	325	0	325	N/A	25.1%
030-1	Returning Office (SB)	41	41	248	335	5	330	N/A	25.8%
030-2	Elections Yukon (SB)	14	8	10	32	0	32	N/A	2.5%
<b>TOTAL</b>		<b>229</b>	<b>259</b>	<b>799</b>	<b>1,296</b>	<b>9</b>	<b>1,287</b>	<b>1,719</b>	<b>100%</b>

Total # of Ballots Cast:	Total # of Electors:	Electors who voted (%):
<b>1,296</b>	<b>1,719</b>	<b>62.1%</b>

# Lake Laberge

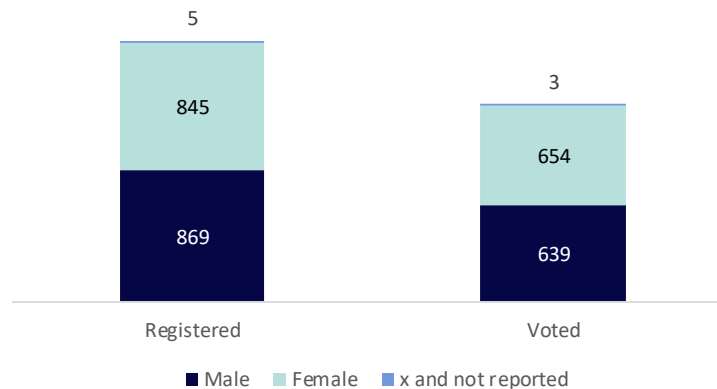
## Electoral District 05

### Age and Gender Demographics for Registered Electors

**Description:** Lake Laberge includes the Whitehorse subdivisions of MacPherson, and Hidden Valley, as well as the residents of the Takhini Hot Springs Road, Pilot Mountain, the Hamlet of Ibex Valley, and the North Klondike Highway and Lake Laberge as far as Braeburn Lodge. It is part of the traditional territory of Little Salmon Carmacks First Nation, Champagne Aishihik First Nation, Kwanlin Dün First Nation, and Ta’an Kwach’an Council.

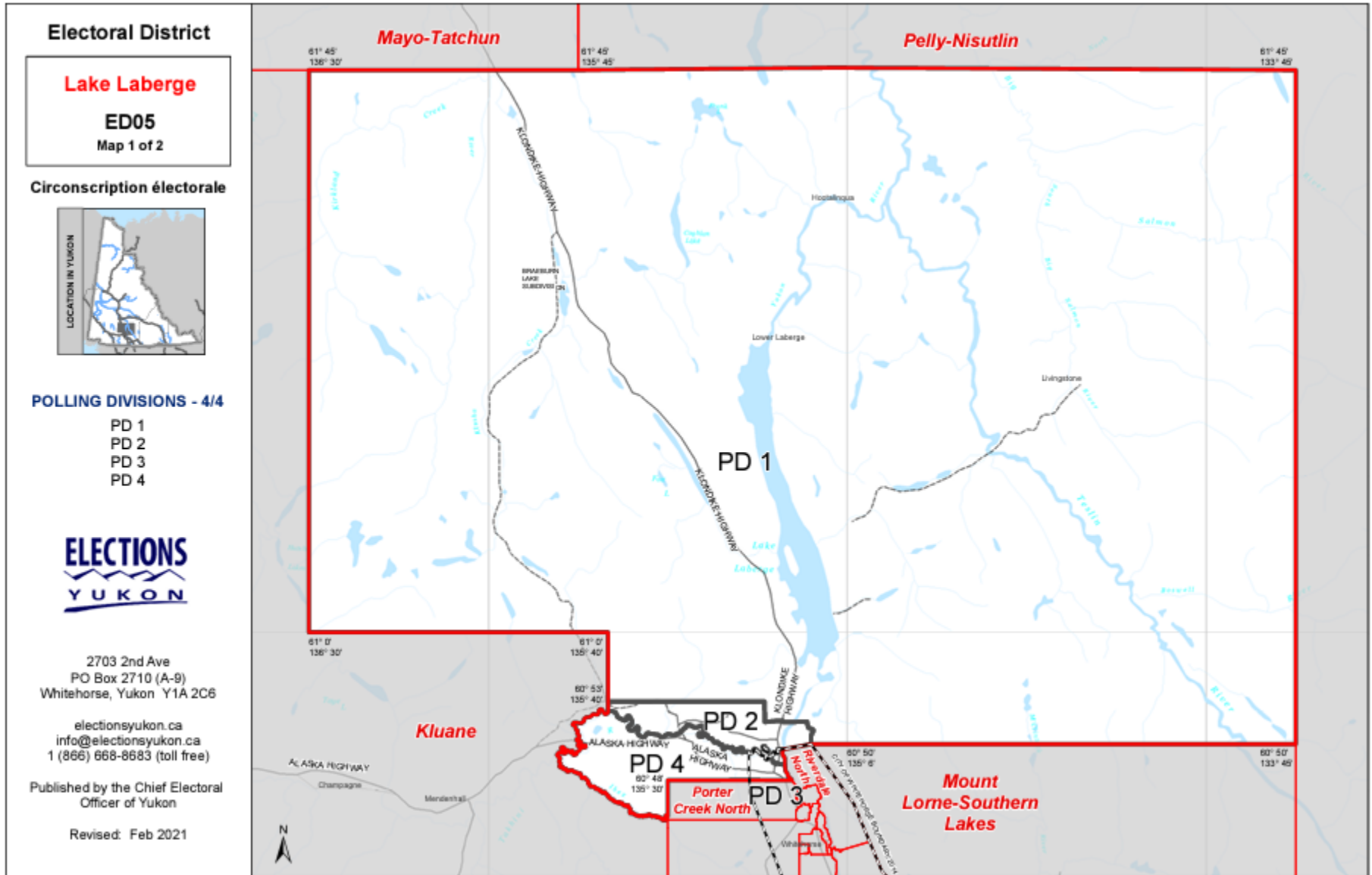
Age and Gender Demographics for Registered Electors							
Age Group	Number	Percentage	M	F	X	Not Reported	Total
18-24	90	5%	51%	49%	0.2%	0.1%	100%
25-55	854	50%					
56+	775	45%					
<b>TOTAL</b>	<b>1,719</b>	<b>100%</b>	<b>869</b>	<b>845</b>	<b>3</b>	<b>2</b>	<b>1,719</b>
Age and Gender Demographics for Electors who Voted							
Age Group	Number	Percentage	M	F	X	Not Reported	Total
18-24	60	5%	49%	51%	0.2%	0.1%	100%
25-55	606	47%					
56+	630	49%					
<b>TOTAL</b>	<b>1,296</b>	<b>100%</b>	<b>639</b>	<b>654</b>	<b>2</b>	<b>1</b>	<b>1,296</b>

Lake Laberge



# Lake Laberge Map

## Electoral District 05



**Electoral District 06**

Returning Officer: Joan Hyrve

**Mayo – Tatchun****CANDIDATES:**

<b>ELECTED</b>	<b>YUKON LIBERAL PARTY</b>	<b>JEREMY HARPER</b>
	YUKON NDP	PATTY WALLINGHAM
	YUKON PARTY	PETER GRUNDMANIS

Poll No.	Polling Location	JEREMY HARPER	PATTY WALLINGHAM	PETER GRUNDMANIS	# of Ballots cast	Rejected	# of Valid Ballots	# Electors	Voting Option (%)
001	Carmacks Recreation Centre Gym (OP)	66	52	58	176	0	176	368	27.8%
002	Pelly Crossing Link Building (OP)	60	39	8	107	0	107	284	16.9%
003	Mayo Community Hall (OP)	42	67	45	155	1	154	383	24.4%
020-1	Carmacks Recreation Centre Gym (AP)	13	6	28	47	0	47	N/A	7.4%
020-2	Pelly Crossing Link Building (AP)	33	6	1	40	0	40	N/A	6.3%
020-3	Mayo Community Hall (AP)	11	7	7	25	0	25	N/A	3.9%
030-1	Returning Office (SB)	3	23	31	58	1	57	N/A	9.1%
030-2	Elections Yukon (SB)	10	8	8	26	0	26	N/A	4.1%
<b>TOTAL</b>		<b>238</b>	<b>208</b>	<b>186</b>	<b>634</b>	<b>2</b>	<b>632</b>	<b>1,035</b>	<b>100%</b>

<b>Total # of Ballots Cast:</b>	<b>Total # of Electors:</b>	<b>Electors who voted (%):</b>
<b>634</b>	<b>1,035</b>	<b>61.3%</b>

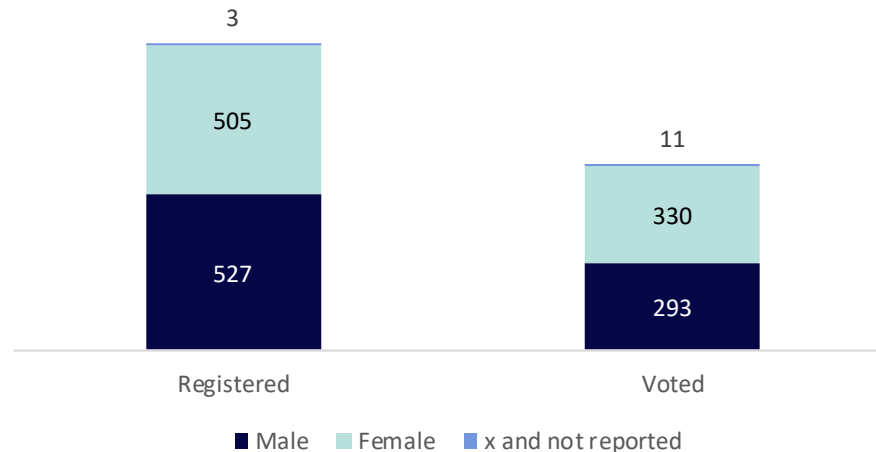
**Mayo – Tatchun**  
Electoral District 06

**Age and Gender Demographics for Registered Electors**

**Description:** Mayo-Tatchun includes the communities of Carmacks, Pelly Crossing, Mayo, Stewart Crossing, and Keno City. Mayo-Tatchun includes the traditional territory of the Selkirk First Nation, the First Nation of Na-Cho Nyäk Dun, and the Little Salmon/Carmacks First Nation.

Age and Gender Demographics for Registered Electors							
Age Group	Number	Percentage	M	F	X	Not Reported	Total
18-24	59	6%	51%	49%	0.2%	0.1%	100%
25-55	539	52%					
56+	437	42%					
<b>TOTAL</b>	<b>1,035</b>	<b>100%</b>	<b>527</b>	<b>505</b>	<b>2</b>	<b>1</b>	<b>1,035</b>
Age and Gender Demographics for Electors who Voted							
Age Group	Number	Percentage	M	F	X	Not Reported	Total
18-24	35	6%	46%	52%	2%	0%	100%
25-55	301	47%					
56+	298	47%					
<b>TOTAL</b>	<b>634</b>	<b>100%</b>	<b>293</b>	<b>330</b>	<b>11</b>	<b>0</b>	<b>634</b>

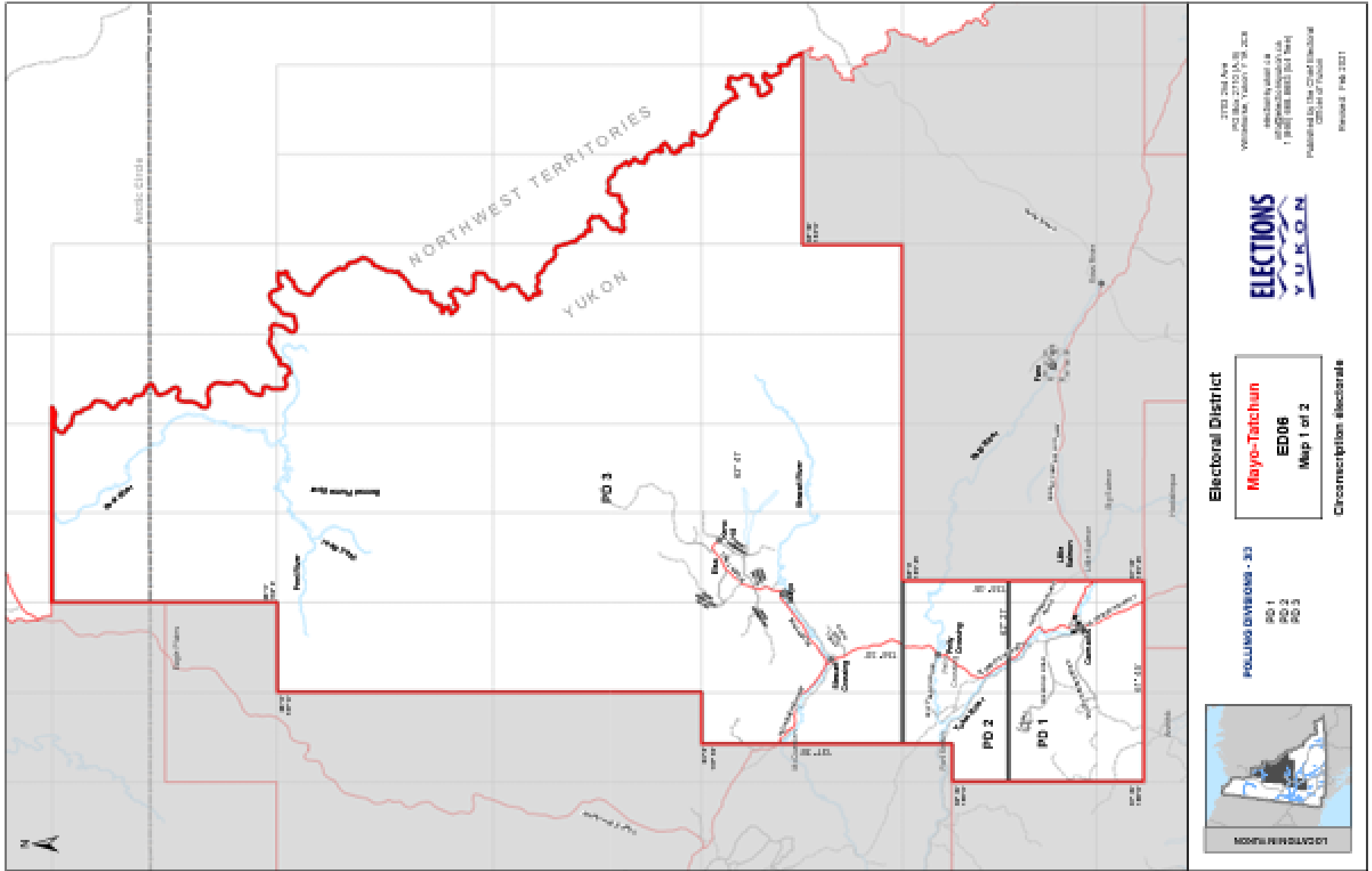
**Mayo-Tatchun**





# Mayo – Tatchun Map

## Electoral District 06



1770 2nd Ave  
 PO Box 2710 (A-8)  
 Whitehorse, Yukon Y1A 2C8  
 Election bylaws &  
 information available at  
 www.elections.yukon.ca  
 1-800-661-8888 (ext 344)  
 Published by the Chief Electoral  
 Officer of Yukon  
 Period: F-06-2021



Electoral District  
**Mayo-Tatchun**  
 ED06  
 Map 1 of 2  
 Circumscription électorale

POLLING DIVISIONS - 33  
 RD 1  
 RD 2  
 RD 3



**Electoral District 07**

Returning Officer: Janet Constable Rushant

**Mount Lorne – Southern Lakes****CANDIDATES:**

<b>ELECTED</b>	<b>YUKON LIBERAL PARTY</b>	<b>JOHN STREICKER</b>
	YUKON NDP	ERIK PINKERTON
	YUKON PARTY	ERIC SCHROFF

Poll No.	Polling Location	JOHN STREICKER	ERIK PINKERTON	ERIC SCHROFF	# of Ballots cast	Rejected	# of Valid Ballots	# Electors	Voting Options (%)
001	Carcross Fire Hall Meeting Room (OP)	57	57	26	140	0	140	370	12.2%
002	Golden Horn Fire Hall (OP)	113	59	56	228	0	228	437	19.9%
003	Marsh Lake Community Centre (OP)	57	23	74	154	0	154	293	13.4%
004	Marsh Lake Community Centre (OP)	54	50	60	164	0	164	256	14.3%
005	Tagish Community Hall (OP)	55	35	60	150	0	150	262	13.1%
020-1	Carcross Fire Hall Meeting Room (AP)	13	15	19	48	1	47	N/A	4.2%
020-2	Golden Horn Fire Hall (AP)	46	29	85	160	0	160	N/A	14.0%
030-1	Returning Office (SB)	16	9	12	37	0	37	N/A	3.2%
030-2	Elections Yukon (SB)	35	15	14	64	0	64	N/A	5.6%
<b>TOTAL</b>		<b>446</b>	<b>292</b>	<b>406</b>	<b>1,145</b>	<b>1</b>	<b>1,144</b>	<b>1,618</b>	<b>100%</b>

Total # of Ballots Cast:	Total # of Electors:	Electors who voted (%):
<b>1,145</b>	<b>1,618</b>	<b>70.8%</b>

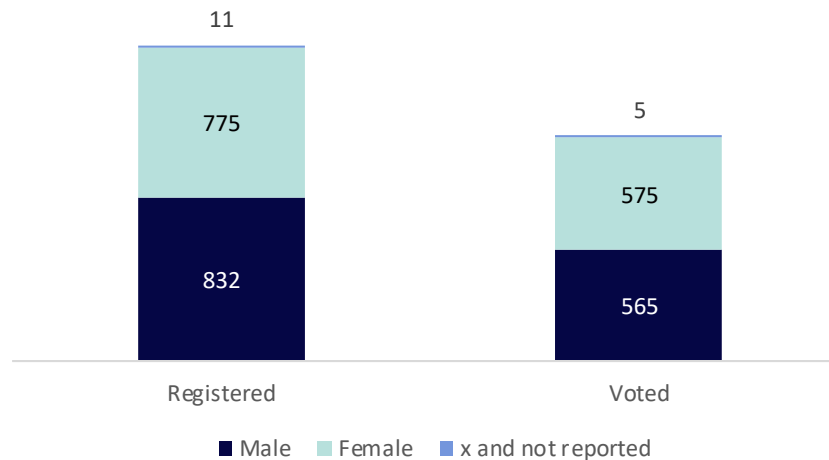
**Mount Lorne – Southern Lakes**  
Electoral District 07

**Age and Gender Demographics for Registered Electors**

**Description:** Mount Lorne – Southern Lakes includes the communities of Carcross, Tagish, Marsh Lake, and Mount Lorne. It is part of the traditional territory of the Carcross/Tagish First Nation, the Teslin Tlingit Council, and the Kwanlin Dün First Nation

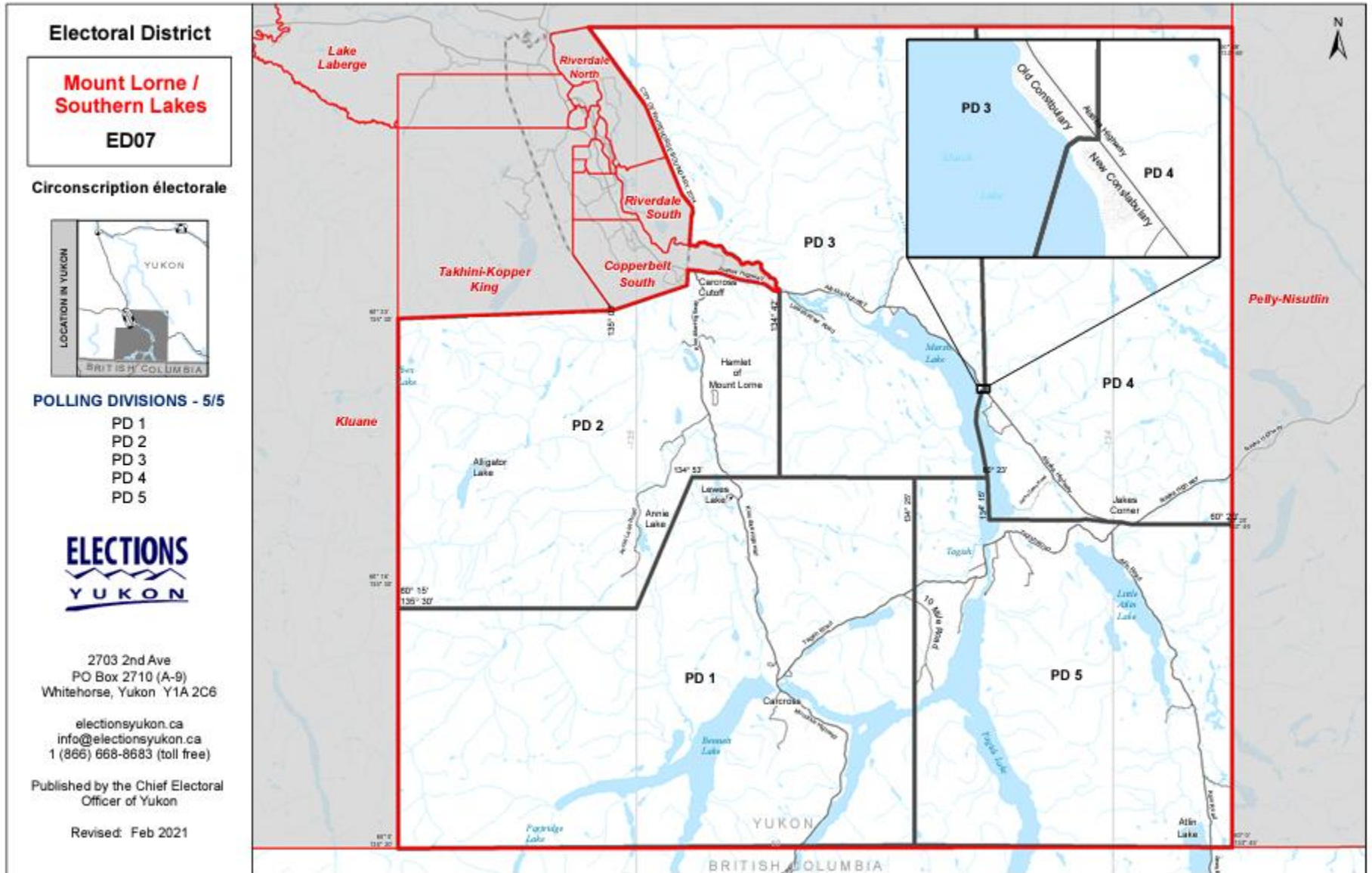
Age and Gender Demographics for Registered Electors							
Age Group	Number	Percentage	M	F	X	Not Reported	Total
18-24	54	3%	51%	48%	1%	0.1%	100%
25-55	689	43%					
56+	875	54%					
<b>TOTAL</b>	<b>1,618</b>	<b>100%</b>	<b>832</b>	<b>775</b>	<b>10</b>	<b>1</b>	<b>1,618</b>
Age and Gender Demographics for Electors who Voted							
Age Group	Number	Percentage	M	F	X	Not Reported	Total
18-24	36	3%	50%	50%	0.4%	0.1%	100%
25-55	449	39%					
56+	660	58%					
<b>TOTAL</b>	<b>1,145</b>	<b>100%</b>	<b>565</b>	<b>575</b>	<b>4</b>	<b>1</b>	<b>1,145</b>

**Mount Lorne-Southern Lakes**



# Mount Lorne – Southern Lakes Map

## Electoral District 07



# Electoral District 08

Returning Officer: Bev Buckway

# Mountainview

CANDIDATES:		CANDIDATES:	
<b>ELECTED</b>	<b>YUKON LIBERAL PARTY</b>	<b>JEANIE MCCLEAN (DENDYS)</b>	
	YUKON NDP	MICHELLE FRIESEN	
	YUKON PARTY	RAY SYDNEY	
	INDEPENDENT	COACH JAN PRIEDITIS	

Poll No.	Polling Location	JEANIE MCCLEAN	MICHELLE FRIESEN	RAY SYDNEY	COACH JAN PRIEDITIS	# of Ballots cast	Rejected	# of Valid Ballots	# Electors	Voting Option (%)
001	Elijah Smith School (OP)	45	48	48	8	149	0	149	369	14.2%
002	Elijah Smith School (OP)	84	39	28	3	154	0	154	329	14.6%
003	Elijah Smith School (OP)	33	39	26	4	103	1	102	272	9.8%
004	Elijah Smith School (OP)	39	59	18	2	118	0	118	317	11.2%
005	Elijah Smith School (OP)	55	43	46	2	146	0	146	336	13.9%
020-1	Takhini Elementary School (AP)	80	52	47	3	182	0	182	N/A	17.3%
030-1	Returning Office (SB)	51	60	44	4	159	0	159	N/A	15.1%
030-2	Elections Yukon (SB)	15	16	11	0	42	0	42	N/A	4.0%
<b>TOTAL</b>		<b>402</b>	<b>356</b>	<b>268</b>	<b>26</b>	<b>1,053</b>	<b>1</b>	<b>1,052</b>	<b>1,623</b>	<b>100%</b>

Total # of Ballots Cast:	Total # of Electors:	Electors who voted (%):
<b>1,053</b>	<b>1,623</b>	<b>64.9%</b>

# Mountainview

## Electoral District 08

### Age and Gender Demographics for Registered Electors

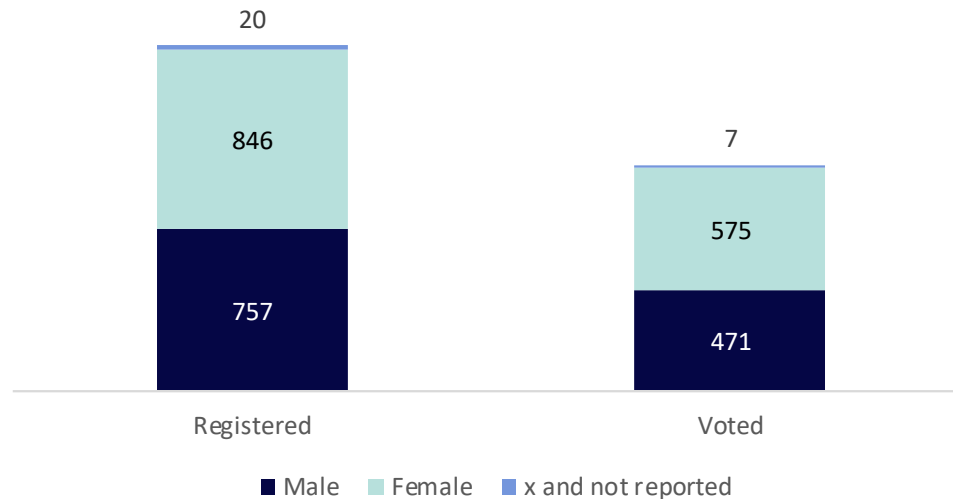
**Description:** Mountainview includes the subdivisions of Granger, Valleyview, McIntyre, and Hillcrest in Whitehorse.

Age and Gender Demographics for Registered Electors							
Age Group	Number	Percentage	M	F	X	Not Reported	Total
18-24	102	6%	47%	52%	1%	0.1%	100%
25-55	947	58%					
56+	574	35%					
<b>TOTAL</b>	<b>1,623</b>	<b>100%</b>	<b>757</b>	<b>846</b>	<b>19</b>	<b>1</b>	<b>1,623</b>

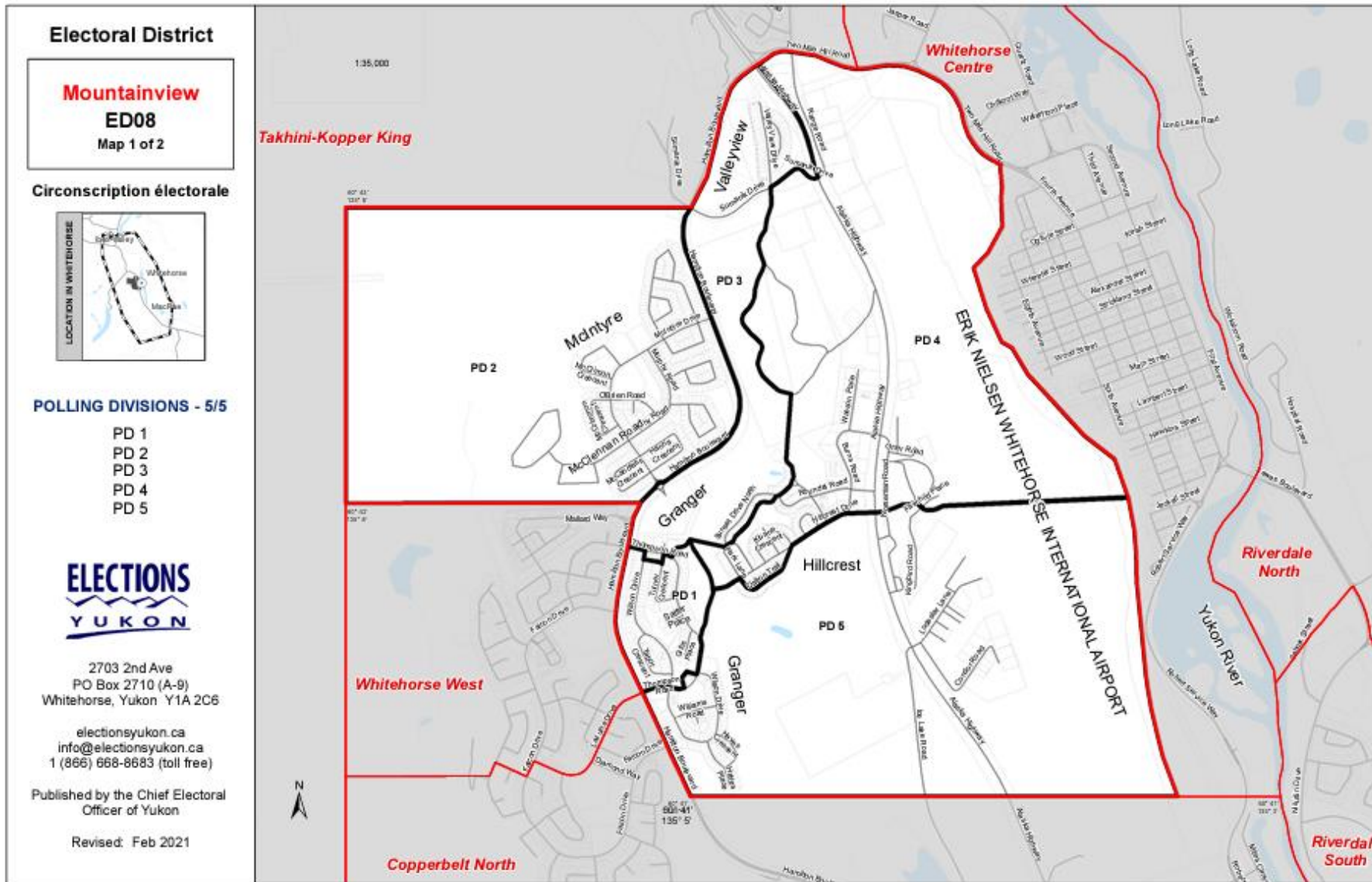
Age and Gender Demographics for Electors who Voted							
Age Group	Number	Percentage	M	F	X	Not Reported	Total
18-24	62	6%	45%	55%	1%	0.1%	100%
25-55	580	55%					
56+	411	39%					
<b>TOTAL</b>	<b>1,053</b>	<b>100%</b>	<b>471</b>	<b>574</b>	<b>6</b>	<b>1</b>	<b>1,053</b>

### Mountainview



# Mountainview Map

## Electoral District 08





## Electoral District 09

Returning Officer: Brenda Oziewicz

## Pelly – Nisutlin

### CANDIDATES:

	YUKON LIBERAL PARTY	KATHERINE ALEXANDER
	YUKON NDP	GEORGE BAHM
<b>ELECTED</b>	<b>YUKON PARTY</b>	<b>STACEY HASSARD</b>

Poll No.	Polling Location	KATHERINE ALEXANDER	GEORGE BAHM	STACEY HASSARD	# of Ballots cast	Rejected	# of Valid Ballots	# Electors	Voting Option (%)
001	Yukon University Faro Campus (OP)	15	23	107	145	0	145	301	20.2%
002	Ross River School (OP)	19	82	25	128	2	126	298	17.8%
003	Tom Dewhurst Memorial Arena (OP)	22	75	105	202	0	202	408	28.1%
020-1	Yukon University Faro Campus (AP)	7	10	36	54	1	53	-	7.5%
020-2	Ross River School (AP)	19	16	9	46	2	44	-	6.4%
020-3	Tom Dewhurst Memorial Arena (AP)	3	28	36	67	0	67	-	9.3%
030-1	Returning Office (SB)	4	12	34	50	0	50	-	7.0%
030-2	Elections Yukon (SB)	8	8	10	26	0	26	-	3.6%
<b>TOTAL</b>		<b>97</b>	<b>254</b>	<b>362</b>	<b>718</b>	<b>5</b>	<b>713</b>	<b>1,007</b>	<b>100%</b>

Total # of Ballots Cast:	Total # of Electors:	Electors who voted (%):
<b>718</b>	<b>1,007</b>	<b>71.3%</b>



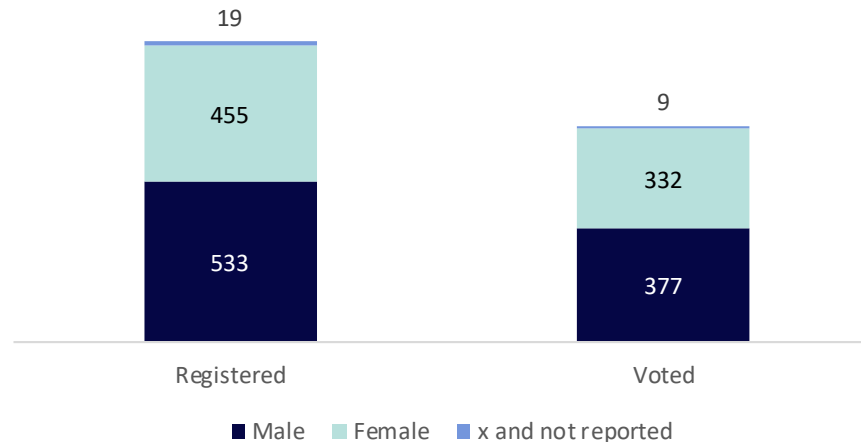
**Pelly – Nisutlin**  
Electoral District 09

**Age and Gender Demographics for Registered Electors**

**Description:** Pelly - Nisutlin includes the communities of Teslin, Faro, Ross River, Little Salmon, and Johnsons Crossing. It includes the traditional territory of the Teslin Tlingit Council and the Ross River Dena Council of the Kaska Dena.

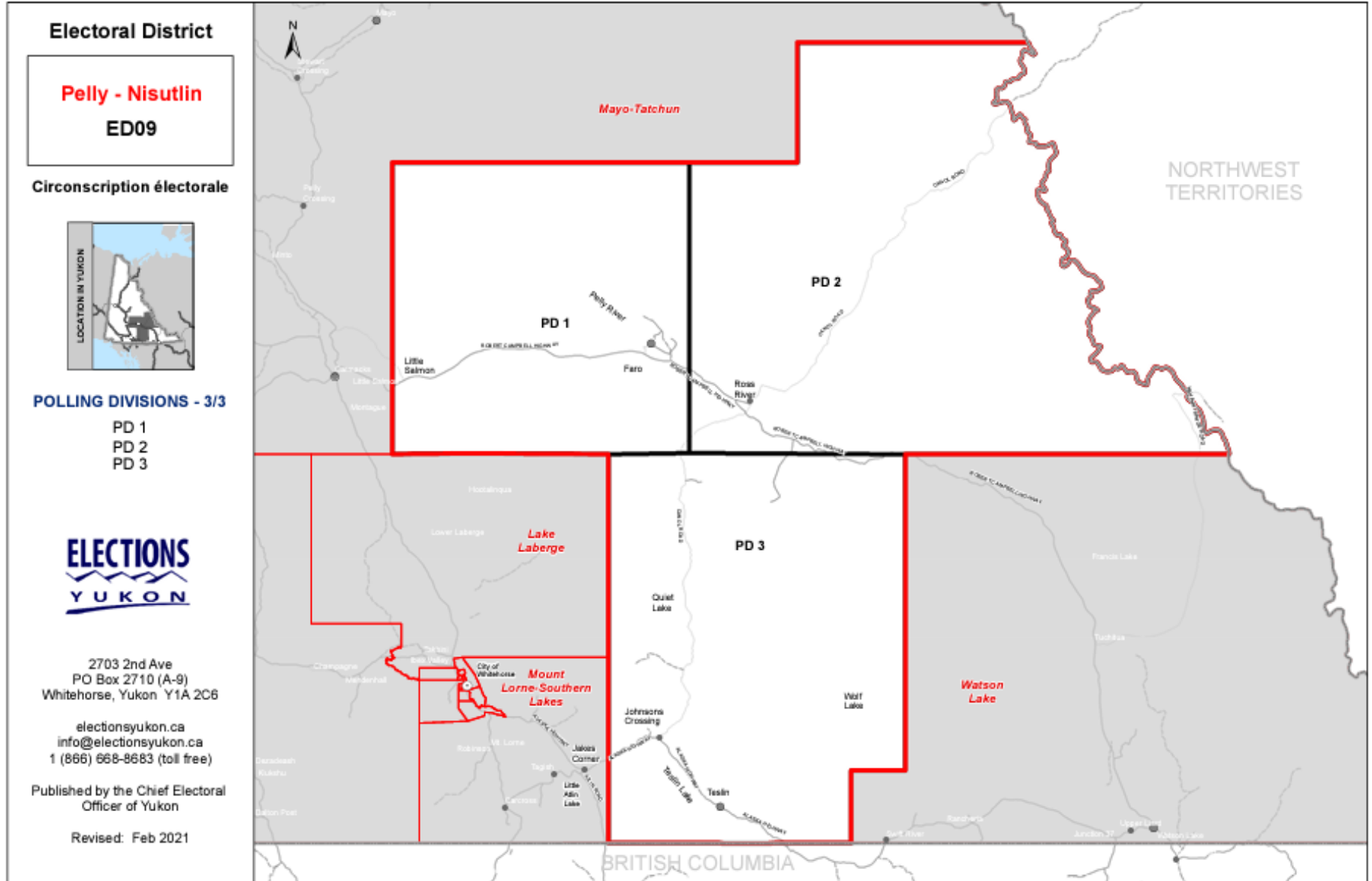
Age and Gender Demographics for Registered Electors							
Age Group	Number	Percentage	M	F	X	Not Reported	Total
18-24	62	6%	53%	45%	2%	0.1%	100%
25-55	490	49%					
56+	455	45%					
<b>TOTAL</b>	<b>1,007</b>	<b>100%</b>	<b>533</b>	<b>455</b>	<b>18</b>	<b>1</b>	<b>1,007</b>
Age and Gender Demographics for Electors who Voted							
Age Group	Number	Percentage	M	F	X	Not Reported	Total
18-24	39	5%	53%	46%	1%	0.1%	100%
25-55	332	46%					
56+	347	48%					
<b>TOTAL</b>	<b>718</b>	<b>100%</b>	<b>377</b>	<b>332</b>	<b>8</b>	<b>1</b>	<b>718</b>

**Mountainview**



# Pelly – Nisutlin Map

## Electoral District 09



**Electoral District 10**

Returning Officer: Joanne Green

**Porter Creek Centre****CANDIDATES:**

	YUKON LIBERAL PARTY	PAOLO GALLINA
	YUKON NDP	SHONAGH MCCRINDLE
	YUKON PARTY	<b>(ELECTED) YVONNE CLARKE</b>

Poll No.	Polling Location	PAOLO GALLINA	SHONAGH MCCRINDLE	YVONNE CLARKE	# of Ballots cast	Rejected	# of Valid Ballots	# Electors	Voting Option (%)
001	Porter Creek Secondary School Cafeteria (OP)	54	34	61	149	0	149	395	8.8%
002	Porter Creek Secondary School Cafeteria (OP)	41	32	58	132	1	131	405	7.8%
003	Porter Creek Secondary School Cafeteria (OP)	67	25	66	158	0	158	424	9.3%
004	Porter Creek Secondary School Cafeteria (OP)	78	50	44	174	2	172	373	10.3%
005	Porter Creek Secondary School Cafeteria (OP)	55	29	61	145	0	145	366	8.6%
006	Porter Creek Secondary School Cafeteria (OP)	79	33	95	208	1	207	406	12.3%
007	Whistlebend Place (OP)	20	8	27	55	0	55	108	3.3%
020-1	Porter Creek Secondary School Cafeteria (AP)	83	35	82	200	0	200	N/A	11.8%
020-2	Porter Creek Secondary School Cafeteria (AP)	87	30	69	186	0	186	N/A	11.0%
030-1	Returning Office (SB)	57	46	130	236	3	233	N/A	13.9%
030-2	Elections Yukon (SB)	25	12	11	49	1	48	N/A	2.9%
<b>TOTAL</b>		<b>646</b>	<b>334</b>	<b>704</b>	<b>1,692</b>	<b>8</b>	<b>1,684</b>	<b>2,477</b>	<b>100%</b>

Total # of Ballots Cast:	Total # of Electors:	Electors who voted (%):
<b>1,692</b>	<b>2,477</b>	<b>68.3%</b>

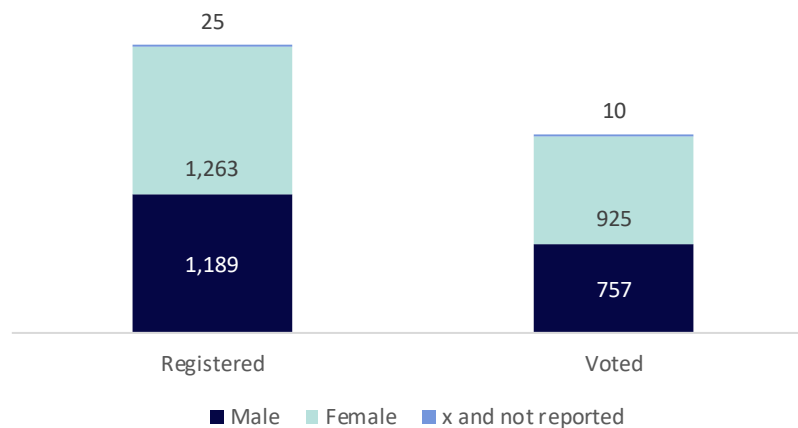
**Porter Creek Centre**  
Electoral District 10

**Age and Gender Demographics for Registered Electors**

**Description:** Porter Creek Centre includes the Whistle Bend subdivision and part of the subdivision of Porter Creek in Whitehorse.

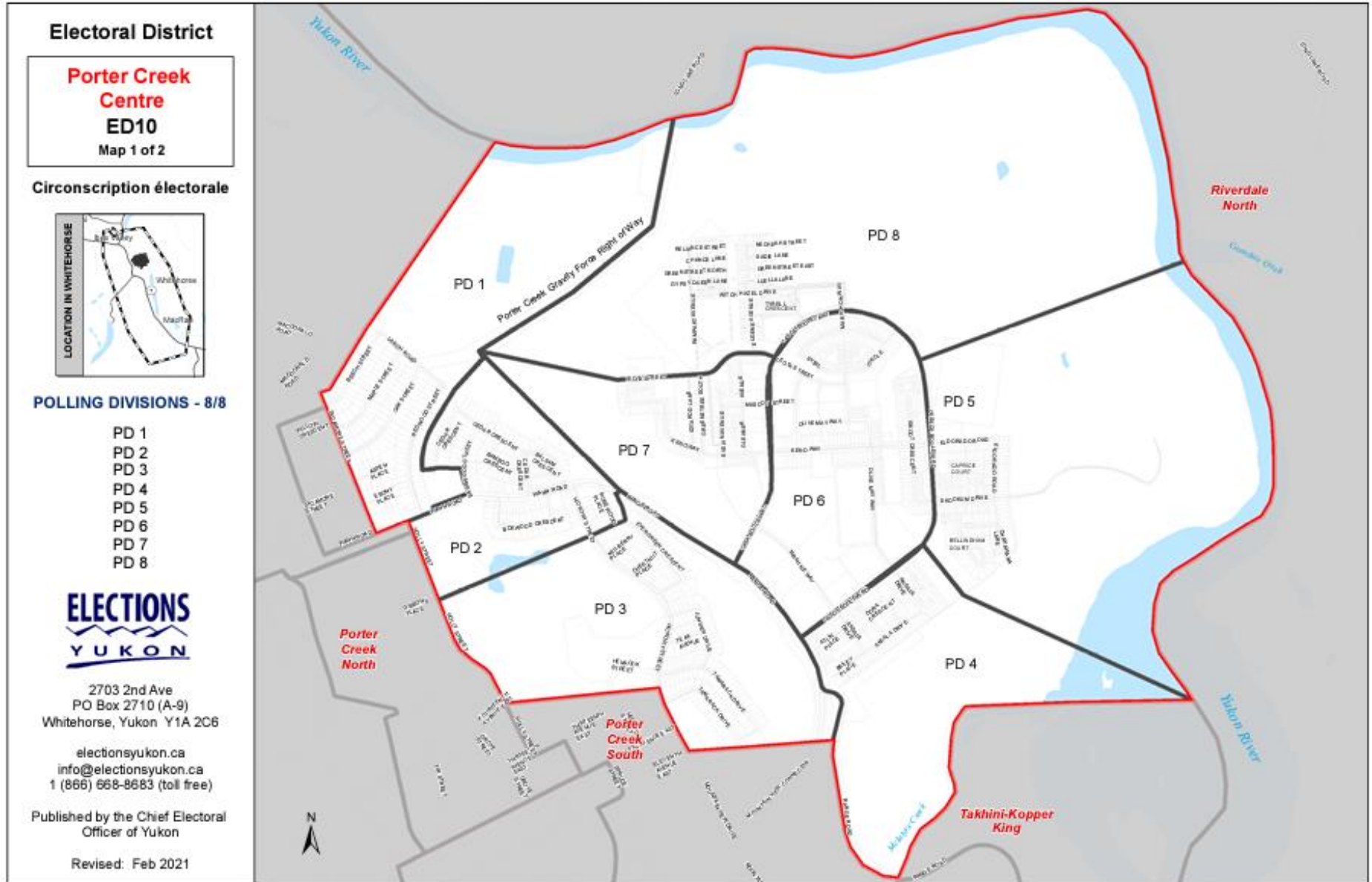
Age and Gender Demographics for Registered Electors							
Age Group	Number	Percentage	M	F	X	Not Reported	Total
18-24	149	6%	48%	51%	1%	0%	100%
25-55	1,486	60%					
56+	842	34%					
<b>TOTAL</b>	<b>2,477</b>	<b>100%</b>	1,189	1,263	25	0	<b>2,477</b>
Age and Gender Demographics for Electors who Voted							
Age Group	Number	Percentage	M	F	X	Not Reported	Total
18-24	78	5%	45%	55%	0.3%	0.3%	100%
25-55	1,001	59%					
56+	613	36%					
<b>TOTAL</b>	<b>1,692</b>	<b>100%</b>	<b>757</b>	<b>925</b>	<b>5</b>	<b>5</b>	<b>1,692</b>

**Porter Creek Centre**



# Porter Creek Centre Map

## Electoral District 10



**Electoral District 11**

Returning Officer: Kathy O'Donovan

**Porter Creek North****CANDIDATES:**

	YUKON LIBERAL PARTY	STACI MCINTOSH
	YUKON NDP	FRANCIS VAN KESSEL
<b>ELECTED</b>	<b>YUKON PARTY</b>	<b>GERALDINE VAN BIBBER</b>

Poll No.	Polling Location	STACI MCINTOSH	FRANCIS VAN KESSEL	GERALDINE VAN BIBBER	# of Ballots cast	Rejected	# of Valid Ballots	# Electors	Voting Option (%)
001	Jack Hlland Elementary – Large Gym (OP)	40	26	66	132	0	132	317	11.5%
002	Jack Hlland Elementary – Large Gym (OP)	34	21	71	126	0	126	344	11.0%
003	Jack Hlland Elementary – Large Gym (OP)	42	31	73	147	1	146	367	12.8%
004	Jack Hlland Elementary – Large Gym (OP)	45	34	43	122	0	122	352	10.6%
005	Jack Hlland Elementary – Large Gym (OP)	32	33	36	101	0	101	326	8.8%
006	Jack Hlland Elementary – Large Gym (OP)	20	22	64	107	1	106	313	9.3%
020-1	Jack Hlland Elementary – Small Gym (AP)	40	24	70	134	0	134	N/A	11.7%
020-2	Jack Hlland Elementary – Small Gym (AP)	48	22	50	120	0	120	N/A	10.4%
030-1	Returning Office (SB)	21	25	70	120	4	116	N/A	10.4%
030-2	Elections Yukon (SB)	9	12	19	40	0	40	N/A	3.5%
<b>TOTAL</b>		<b>331</b>	<b>250</b>	<b>562</b>	<b>1,149</b>	<b>6</b>	<b>1,143</b>	<b>2,019</b>	<b>100%</b>

Total # of Ballots Cast:	Total # of Electors:	Electors who voted (%):
<b>1,149</b>	<b>2,019</b>	<b>56.9%</b>

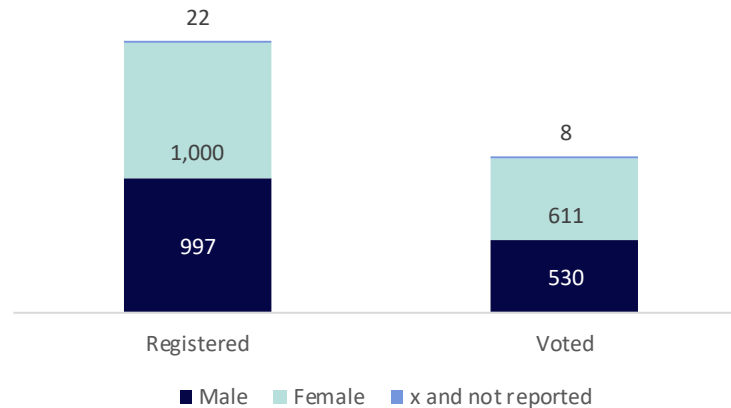
**Porter Creek North**  
Electoral District 11

**Age and Gender Demographics for Registered Electors**

**Description:** Porter Creek Centre includes the Whistle Bend subdivision and part of the subdivision of Porter Creek in Whitehorse. Porter Creek North includes part of the subdivision of Porter Creek, as well as the subdivisions of Crestview and Kulan in Whitehorse.

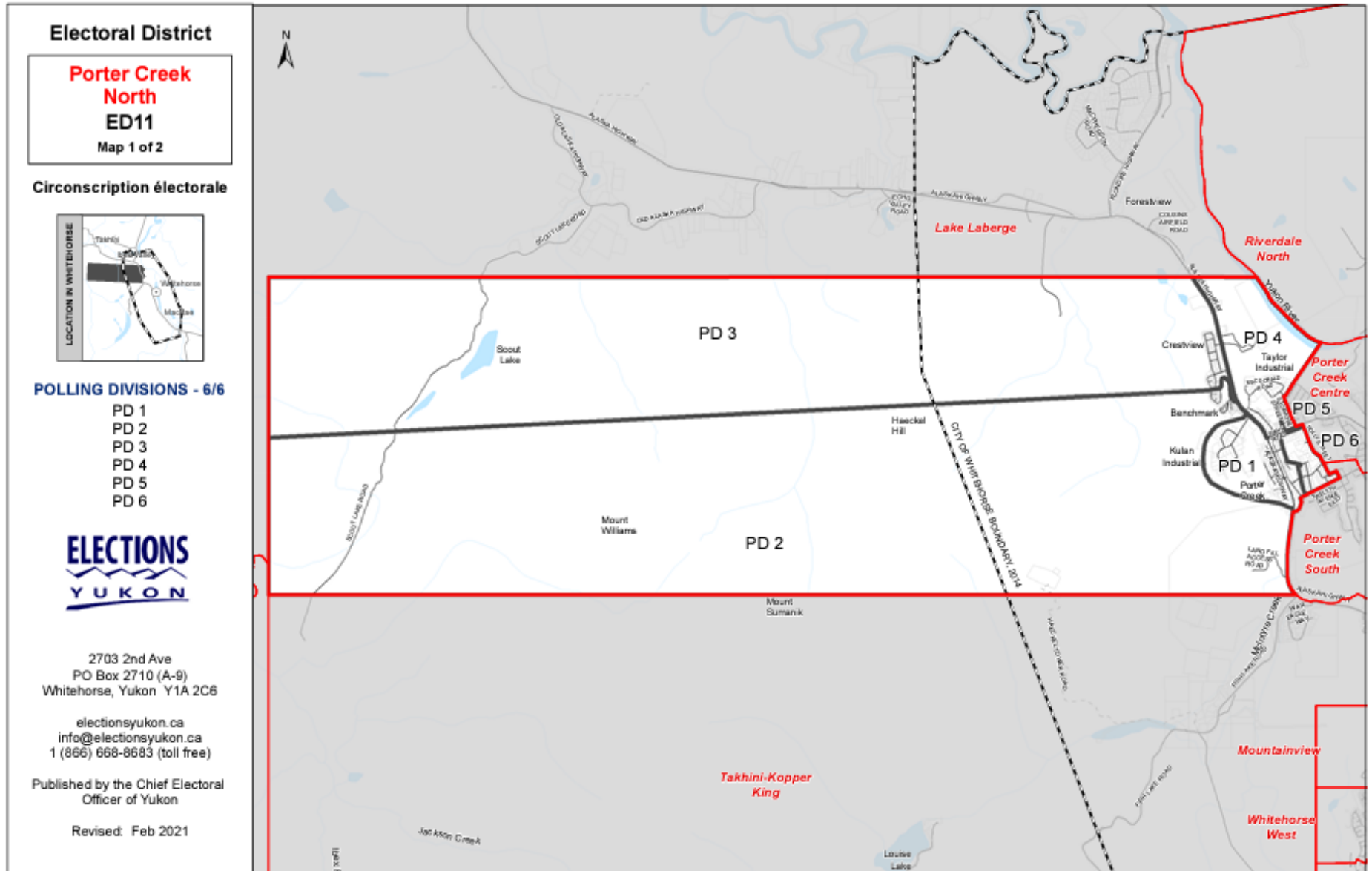
Age and Gender Demographics for Registered Electors							
Age Group	Number	Percentage	M	F	X	Not Reported	Total
18-24	148	7%	49%	50%	1%	0.1%	100%
25-55	1,254	62%					
56+	617	31%					
<b>TOTAL</b>	<b>2,019</b>	<b>100%</b>	<b>997</b>	<b>1,000</b>	<b>21</b>	<b>1</b>	<b>2,019</b>
Age and Gender Demographics for Electors who Voted							
Age Group	Number	Percentage	M	F	X	Not Reported	Total
18-24	77	7%	46%	53%	1%	0.1%	100%
25-55	662	58%					
56+	410	36%					
<b>TOTAL</b>	<b>1,149</b>	<b>100%</b>	<b>528</b>	<b>606</b>	<b>7</b>	<b>1</b>	<b>1,149</b>

**Porter Creek North**



# Porter Creek North Map

## Electoral District 11





## Electoral District 12

Returning Officer: Timothy Green

## Porter Creek South

### CANDIDATES:

<b>ELECTED</b>	<b>YUKON LIBERAL PARTY</b>	<b>RANJ PILLAI</b>
	YUKON NDP	COLETTE ACHESON
	YUKON PARTY	CHAD SJODIN

Poll No.	Polling Location	RANJ PILLAI	COLETTE ACHESON	CHAD SJODIN	# of Ballots cast	Rejected	# of Valid Ballots	# Electors	Voting Option (%)
001	Holy Family School (OP)	86	27	87	200	0	200	503	30.5%
002	Holy Family School (OP)	99	21	63	183	0	183	418	27.9%
020-1	Holy Family School (AP)	63	27	72	162	0	162	-	24.7%
030-1	Returning Office (SB)	45	6	36	88	1	87	-	13.4%
030-2	Elections Yukon (SB)	16	3	4	23	0	23	-	3.5%
<b>TOTAL</b>		<b>309</b>	<b>84</b>	<b>262</b>	<b>656</b>	<b>1</b>	<b>655</b>	<b>921</b>	<b>100%</b>

Total # of Ballots Cast:	Total # of Electors:	Electors who voted (%):
<b>656</b>	<b>921</b>	<b>71.2%</b>

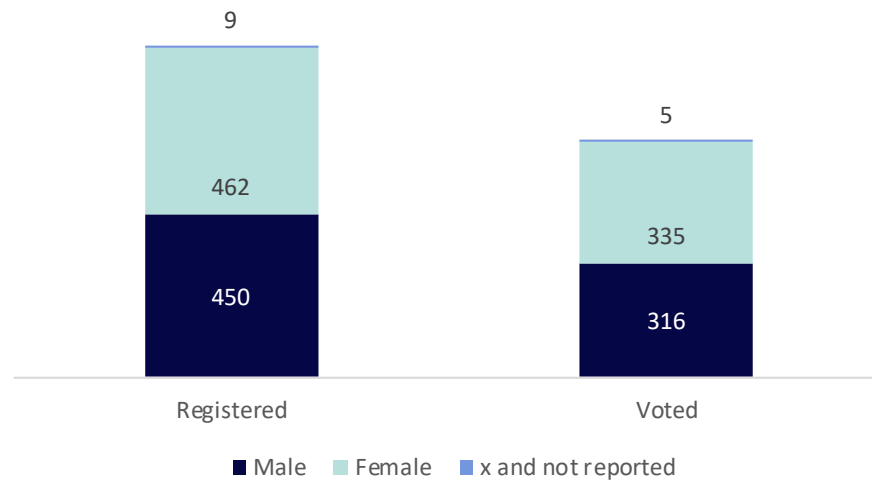
**Porter Creek South**  
Electoral District 12

**Age and Gender Demographics for Registered Electors**

**Description:** Porter Creek South includes part of the subdivision of Porter Creek.

Age and Gender Demographics for Registered Electors							
Age Group	Number	Percentage	M	F	X	Not Reported	Total
18-24	59	6%	49%	50%	1%	0.2%	100%
25-55	488	53%					
56+	374	41%					
<b>TOTAL</b>	<b>921</b>	<b>100%</b>	<b>450</b>	<b>462</b>	<b>7</b>	<b>2</b>	<b>921</b>
Age and Gender Demographics for Electors who Voted							
Age Group	Number	Percentage	M	F	X	Not Reported	Total
18-24	35	5%	48%	51%	0.5%	0.3%	100%
25-55	342	52%					
56+	279	43%					
<b>TOTAL</b>	<b>656</b>	<b>100%</b>	<b>316</b>	<b>335</b>	<b>3</b>	<b>2</b>	<b>656</b>

**Porter Creek South**



# Porter Creek South Map

## Electoral District 12



**Electoral District 13**

Returning Officer: Lake Pearson

**Riverdale North**

## CANDIDATES:

<b>ELECTED</b>	<b>YUKON LIBERAL PARTY</b>	<b>NILS CLARKE (YUKON LIBERAL PARTY)</b>
	YUKON NDP	VANESSA THORSON (YUKON NDP)
	YUKON PARTY	CORY ADAMS (YUKON PARTY)

Poll No.	Polling Location	<b>NILS CLARKE</b>	<b>VANESSA THORSON</b>	<b>CORY ADAMS</b>	# of Ballots cast	Rejected	# of Valid Ballots	# Electors	Voting Option (%)
001	Selkirk Elementary School (OP)	55	52	31	139	1	138	391	12.3%
002	Selkirk Elementary School (OP)	73	60	50	184	1	183	436	16.3%
003	Selkirk Elementary School (OP)	65	49	56	148	4	170	403	15.4%
004	Selkirk Elementary School (OP)	62	52	36	150	0	150	417	13.3%
005	Thompson Centre (OP)*	-	-	-	26	0	-	-	-
020-1	Selkirk Elementary School (AP)	114	90	67	271	0	271	-	23.9%
030-1	Returning Office (SB)	88	58	31	178	1	177	-	15.7%
030-2	Elections Yukon (SB)	12	14	9	36	1	35	-	3.2%
<b>TOTAL</b>		<b>469</b>	<b>375</b>	<b>280</b>	<b>1,132</b>	<b>8</b>	<b>1,124</b>	<b>1,647</b>	<b>100%</b>

\*\* PD 003 (148 ballots cast) and 005 (26 ballots cast) were counted together and reported by PD 003 as a combined count (total of 174 ballots cast).

Total # of Ballots Cast:	Total # of Electors:	Electors who voted (%):
<b>1,132</b>	<b>1,647</b>	<b>68.7%</b>

**Riverdale North**  
Electoral District 13

**Age and Gender Demographics for Registered Electors**

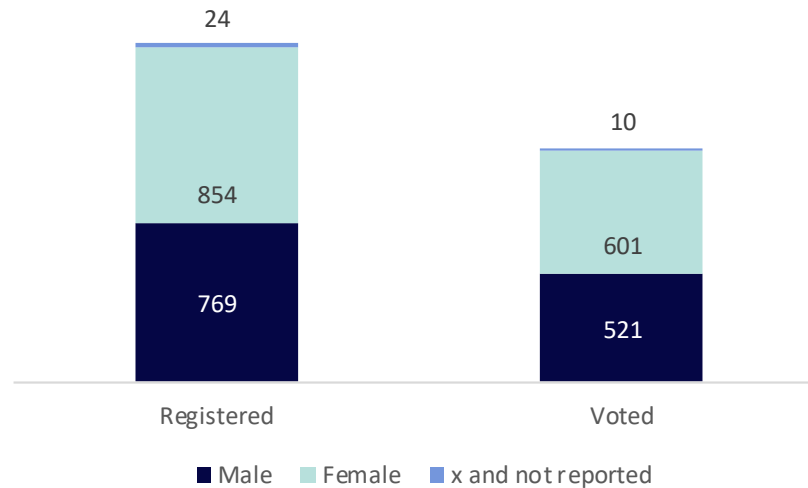
**Description:** Riverdale North includes part of the Riverdale subdivision and the Long Lake Road in Whitehorse.

Age and Gender Demographics for Registered Electors							
Age Group	Number	Percentage	M	F	X	Not Reported	Total
18-24	106	6%	47%	52%	1%	0.2%	100%
25-55	955	58%					
56+	586	36%					
<b>TOTAL</b>	<b>1,647</b>	<b>100%</b>	<b>769</b>	<b>854</b>	<b>20</b>	<b>4</b>	<b>1,647</b>

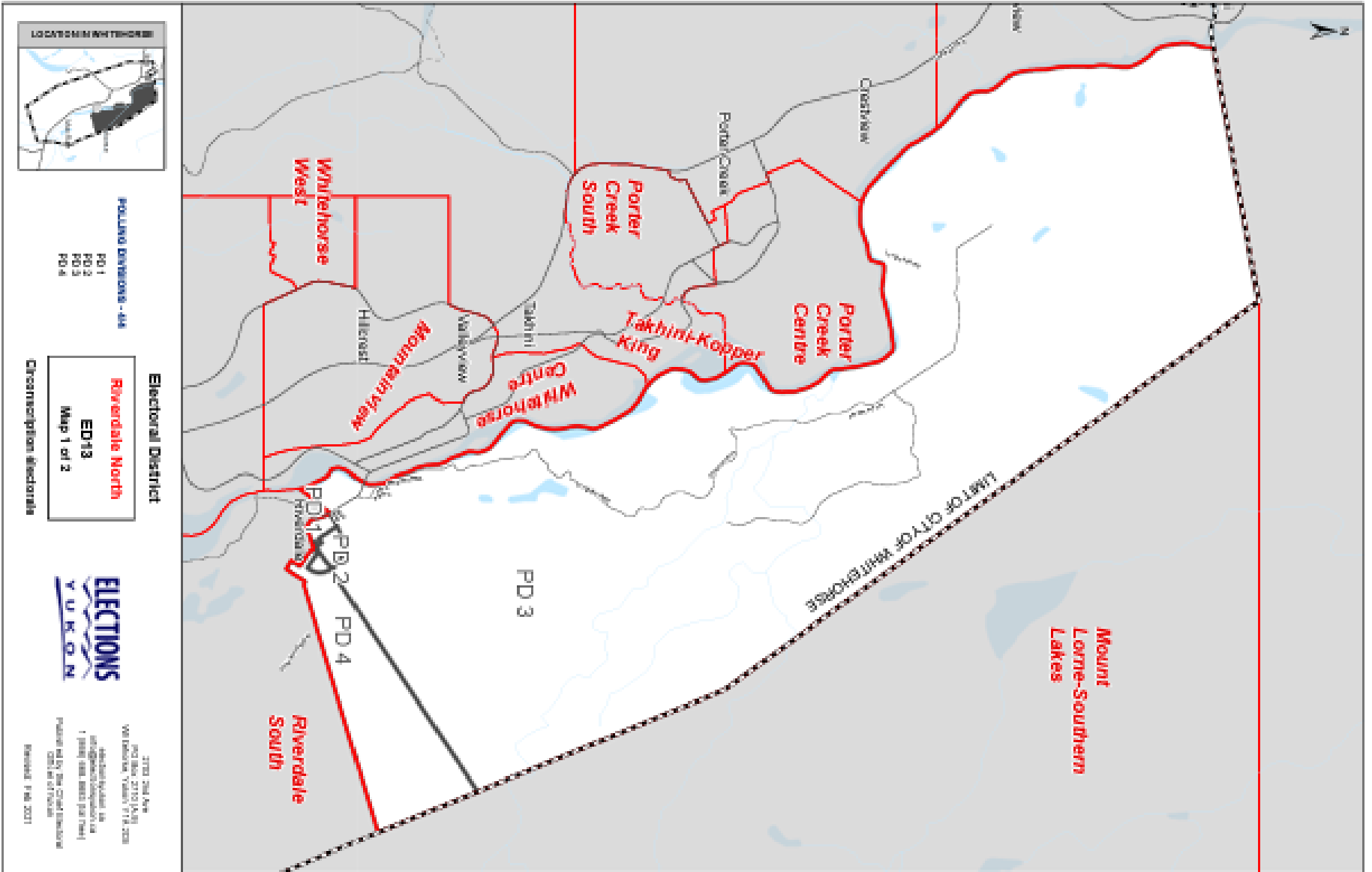
Age and Gender Demographics for Electors who Voted							
Age Group	Number	Percentage	M	F	X	Not Reported	Total
18-24	73	6%	46%	53%	1%	0.3%	100%
25-55	624	55%					
56+	435	38%					
<b>TOTAL</b>	<b>1,132</b>	<b>100%</b>	<b>521</b>	<b>601</b>	<b>7</b>	<b>3</b>	<b>1,132</b>

**Riverdale North**



# Riverdale North Map

## Electoral District 13



## Electoral District 14

Returning Officer: Birgit Martens

## Riverdale South

### CANDIDATES:

<b>ELECTED</b>	<b>YUKON LIBERAL PARTY</b>	<b>TRACY MCPHEE</b>
	YUKON NDP	JASON COOK
	YUKON PARTY	CYNTHIA LYSLO

Poll No.	Polling Location	TRACY MCPHEE	JASON COOK	CYNTHIA LYSLO	# of Ballots cast	Rejected	# of Valid Ballots	# Electors	Voting Option (%)
001	Vanier Catholic Secondary School (OP)	74	57	55	186	0	186	413	17.6%
002	Vanier Catholic Secondary School (OP)	85	51	43	179	0	179	390	16.9%
003	Vanier Catholic Secondary School (OP)	33	26	27	86	0	86	398	8.1%
004	Vanier Catholic Secondary School (OP)	40	31	35	106	0	106	274	10.0%
005	Vanier Catholic Secondary School (OP)	20	38	17	75	0	75	216	7.1%
020-1	Selkirk Elementary School (AP)	35	30	23	89	1	88	N/A	8.4%
020-2	Selkirk Elementary School (AP)	51	29	30	110	0	110	N/A	10.4%
030-1	Returning Office (SB)	66	61	62	189	0	189	N/A	17.9%
030-2	Elections Yukon (SB)	11	11	15	37	0	37	N/A	3.5%
<b>TOTAL</b>		<b>415</b>	<b>334</b>	<b>307</b>	<b>1,057</b>	<b>1</b>	<b>1,056</b>	<b>1,691</b>	<b>100%</b>

Total # of Ballots Cast:	Total # of Electors:	Electors who voted (%):
<b>1,057</b>	<b>1,691</b>	<b>62.5%</b>

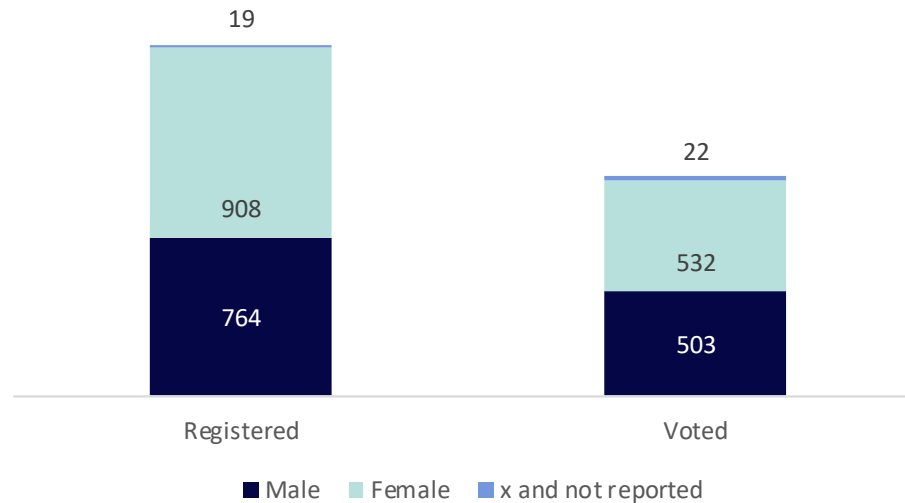
**Riverdale South**  
Electoral District 14

**Age and Gender Demographics for Registered Electors**

**Description:** Riverdale South includes part of the Riverdale subdivision in Whitehorse.

Age and Gender Demographics for Registered Electors							
Age Group	Number	Percentage	M	F	X	Not Reported	Total
18-24	75	7%	48%	50%	2%	0.2%	100%
25-55	595	56%					
56+	387	37%					
<b>TOTAL</b>	<b>1,057</b>	<b>100%</b>	<b>503</b>	<b>532</b>	<b>19</b>	<b>3</b>	<b>1,057</b>
Age and Gender Demographics for Electors who Voted							
Age Group	Number	Percentage	M	F	X	Not Reported	Total
18-24	105	6%	45%	54%	1%	0.2%	100%
25-55	876	52%					
56+	710	42%					
<b>TOTAL</b>	<b>1,691</b>	<b>100%</b>	<b>764</b>	<b>908</b>	<b>16</b>	<b>3</b>	<b>1,691</b>

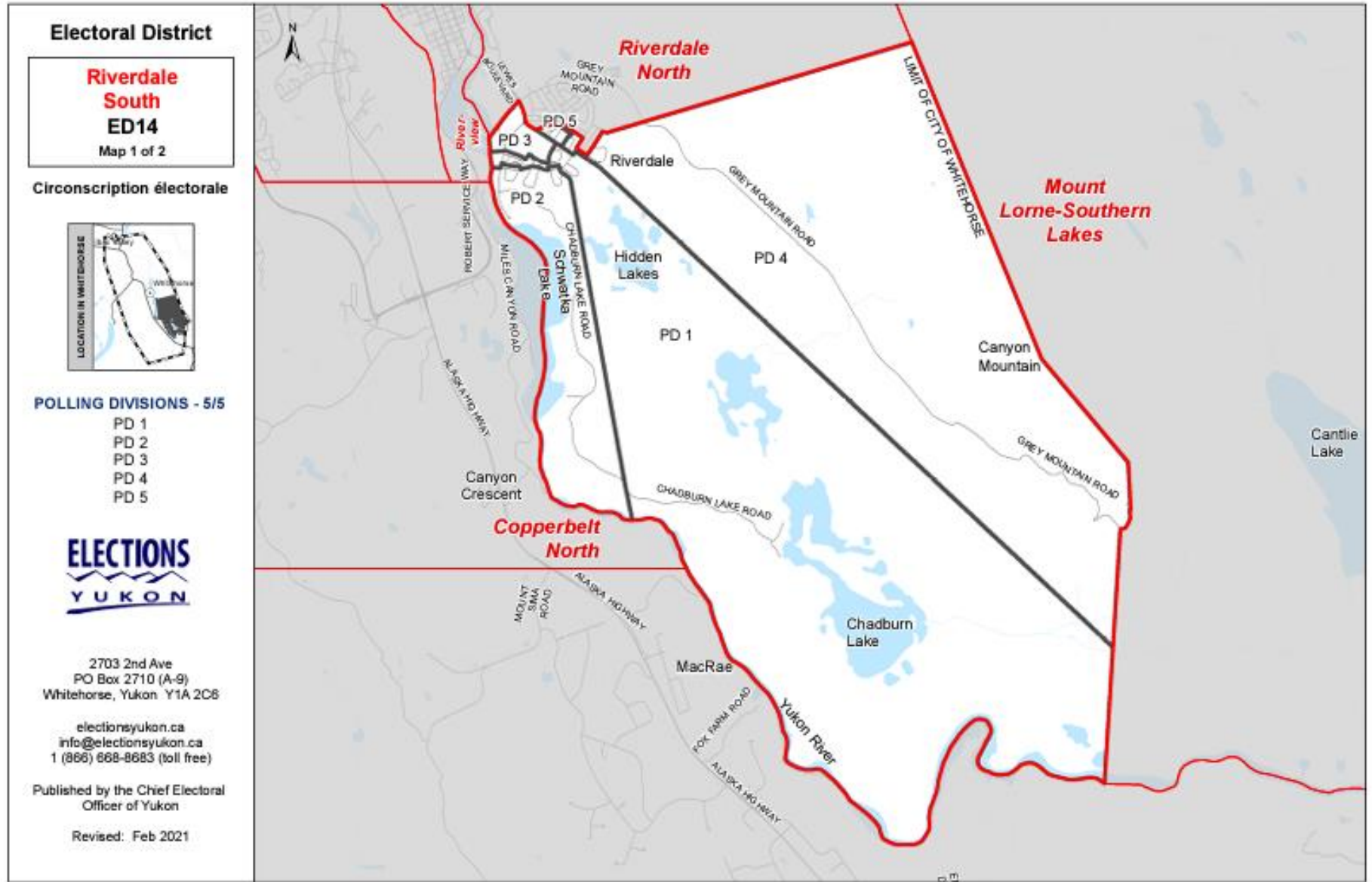
**Riverdale South**





# Riverdale South Map

## Electoral District 14



**Electoral District 15**

Returning Officer: David Milne

**Takhini – Kopper King****CANDIDATES:**

	YUKON LIBERAL PARTY	RAJ MURUGAIYAN
<b>ELECTED</b>	<b>YUKON NDP</b>	<b>KATE WHITE</b>
	YUKON PARTY	MORGAN YUILL

Poll No.	Polling Location	RAJ MURUGAIYAN	KATE WHITE	MORGAN YUILL	# of Ballots cast	Rejected	# of Valid Ballots	# of Electors	Voting Option (%)
001	Takhini Elementary School (OP)	28	78	31	137	0	137	383	11.3%
002	Takhini Elementary School (OP)	26	78	25	129	0	129	344	10.7%
003	Takhini Elementary School (OP)	27	89	29	146	1	145	358	12.1%
004	Takhini Elementary School (OP)	11	68	26	105	0	105	353	8.7%
005	Takhini Elementary School (OP)	17	48	34	100	1	99	320	8.3%
006	Takhini Elementary School (OP)	22	70	16	108	0	108	370	8.9%
020-1	Takhini Elementary School (AP)	23	108	33	165	1	164	-	13.7%
020-2	Takhini Elementary School (AP)	20	107	27	154	0	154	-	12.7%
030-1	Returning Office (SB)	20	91	18	129	0	129	-	10.7%
030-2	Elections Yukon (SB)	4	26	5	35	0	35	-	2.9%
<b>TOTAL</b>		<b>198</b>	<b>763</b>	<b>244</b>	<b>1,208</b>	<b>3</b>	<b>1,205</b>	<b>2,128</b>	<b>100%</b>

<b>Total # of Ballots Cast:</b>	<b>Total # of Electors:</b>	<b>Electors who voted (%):</b>
<b>1,208</b>	<b>2,128</b>	<b>56.8%</b>

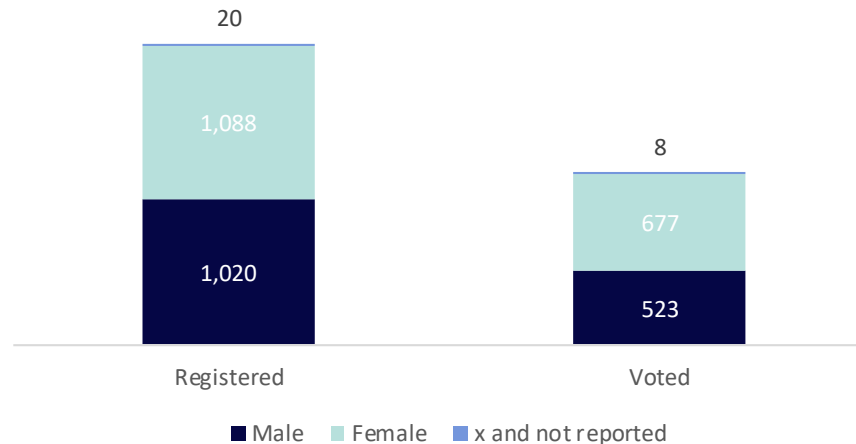
**Takhini – Kopper King**  
Electoral District 15

**Age and Gender Demographics for Registered Electors**

**Description:** Takhini-Kopper King includes the Whitehorse subdivisions of Takhini, Range Point and Raven's Ridge, as well as the Kopper King, Takhini, and Northland mobile home parks and the residences along the Fish Lake Road.

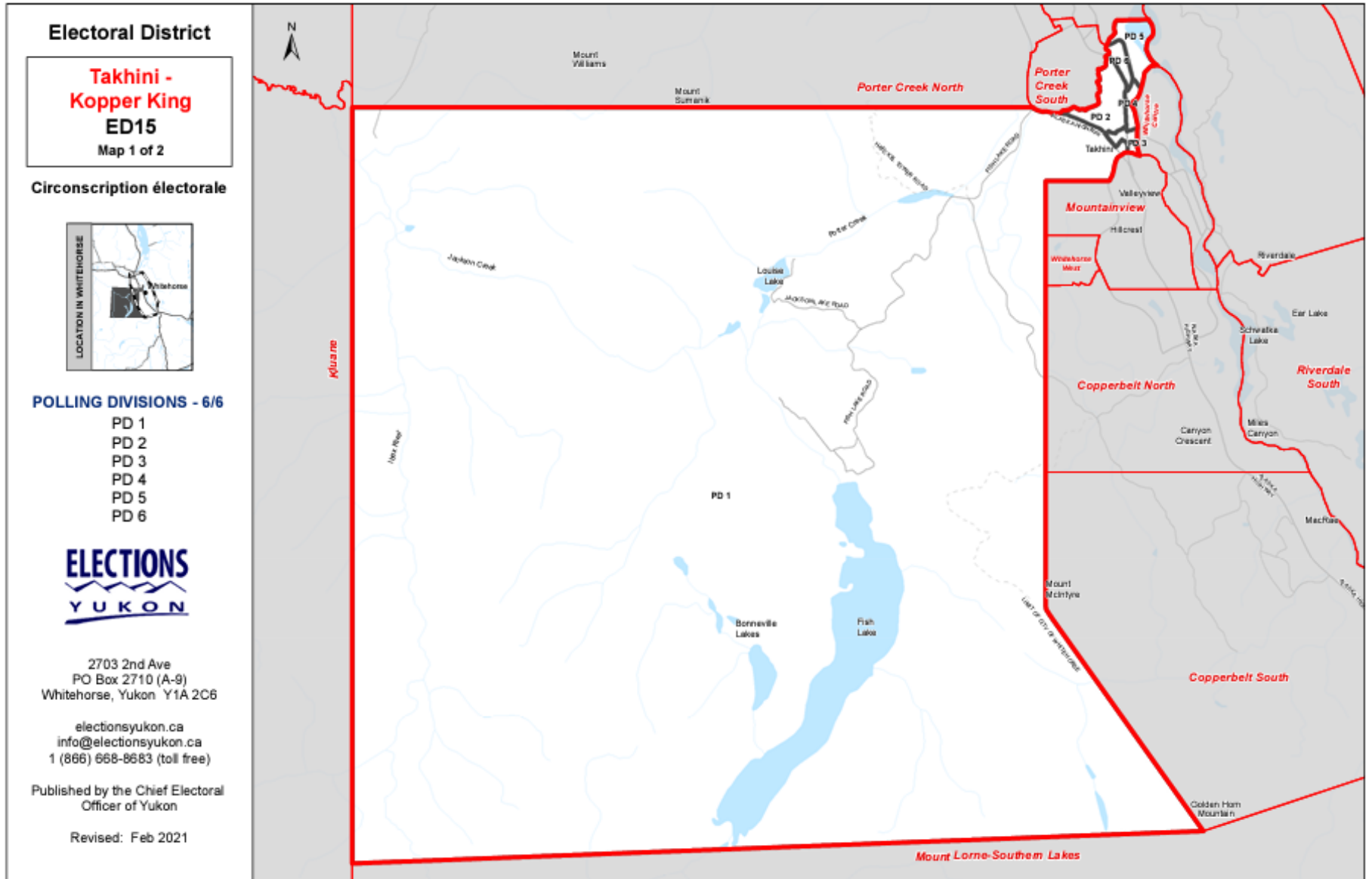
Age and Gender Demographics for Registered Electors							
Age Group	Number	Percentage	M	F	X	Not Reported	Total
18-24	120	6%	48%	51%	1%	0.04%	100%
25-55	1,276	60%					
56+	732	34%					
<b>TOTAL</b>	<b>2,128</b>	<b>100%</b>	<b>1,020</b>	<b>1,088</b>	<b>19</b>	<b>1</b>	<b>2,128</b>
Age and Gender Demographics for Electors who Voted							
Age Group	Number	Percentage	M	F	X	Not Reported	Total
18-24	57	5%	43%	56%	1%	0%	100%
25-55	706	58%					
56+	445	37%					
<b>TOTAL</b>	<b>1,208</b>	<b>100%</b>	<b>523</b>	<b>677</b>	<b>8</b>	<b>0</b>	<b>1,208</b>

**Takhini-Kopper King**



# Takhini – Kopper King Map

## Electoral District 15



## Electoral District 16

Returning Officer: Renee Charlie

## Vuntut Gwitchin

### CANDIDATES:

	YUKON LIBERAL PARTY	PAULINE FROST
<b>ELECTED</b>	<b>YUKON NDP</b>	<b>ANNIE BLAKE</b>
	YUKON PARTY	NO CANDIDATE SELECTED

Poll No.	Polling Location	PAULINE FROST	ANNIE BLAKE	N/A	# of Ballots cast	Rejected	# of Valid Ballots	# of Eligible Electors	Voting Option (%)
001	Yukon University Alice Frost Campus (OP)	36	40	-	70	0	76	204	48.7%
020-1	Yukon University Alice Frost Campus (AP)	42	38	-	74	0	68	204	43.6%
030-1	Returning Office (SB)*	-	-	-	6	0	6	204	3.8%
030-2	Elections Yukon (SB)	-	-	-	6	0	6	204	3.8%
<b>TOTAL</b>		<b>78</b>	<b>78</b>	-	<b>156</b>	<b>0</b>	<b>156</b>	<b>204</b>	<b>100%</b>

\*Special Ballots cast at the returning Office and at Elections Yukon are reported with the Advance Poll.

Total # of Ballots Cast:	Total # of Eligible Electors:	Electors who voted (%):
<b>156</b>	<b>204</b>	<b>76.5%</b>

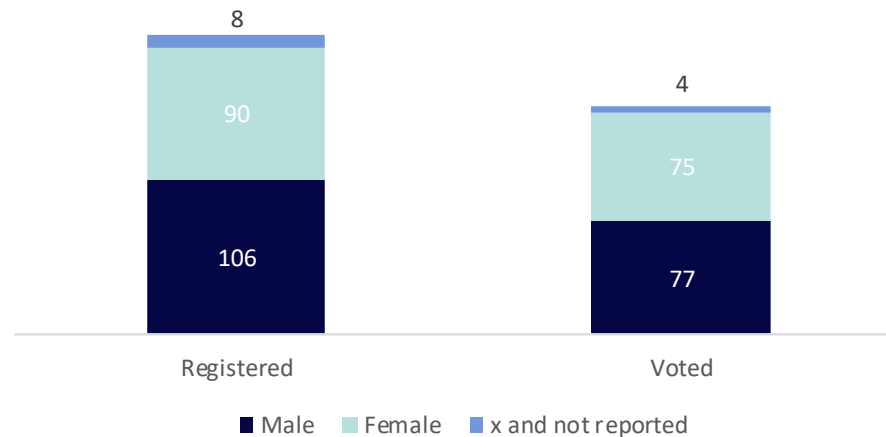
**Vuntut Gwitchin**  
Electoral District 16

**Age and Gender Demographics for Registered Electors**

**Description:** Vuntut Gwitchin is situated on the traditional territory of the Vuntut Gwitchin First Nation.

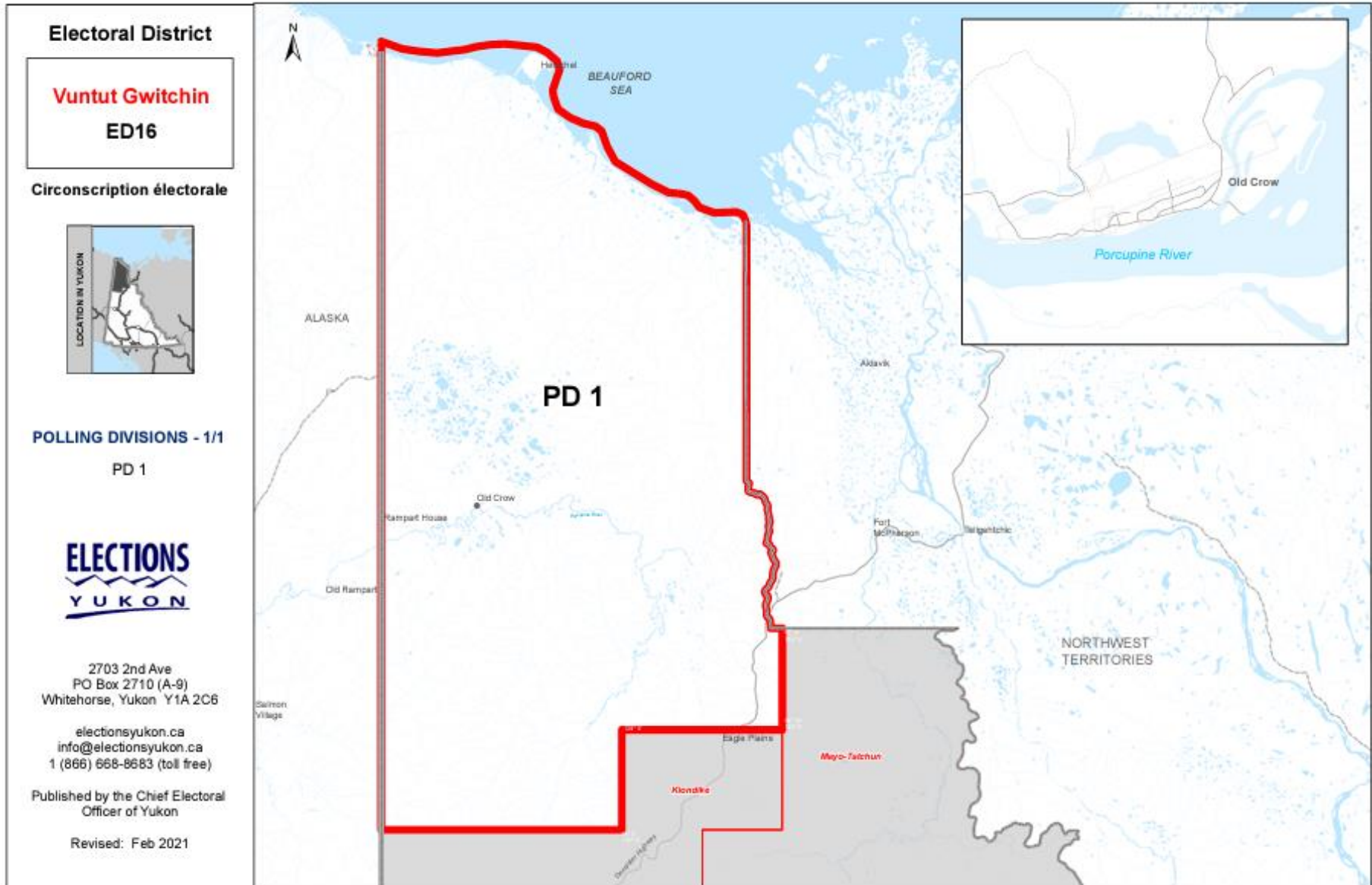
Age and Gender Demographics for Registered Electors							
Age Group	Number	Percentage	M	F	X	Not Reported	Total
18-24	16	8%	52%	44%	4%	0%	100%
25-55	114	56%					
56+	74	36%					
<b>TOTAL</b>	<b>204</b>	<b>100%</b>	<b>106</b>	<b>90</b>	<b>8</b>	<b>0</b>	<b>204</b>
Age and Gender Demographics for Electors who Voted							
Age Group	Number	Percentage	M	F	X	Not Reported	Total
18-24	14	9%	50%	48%	2%	0%	100%
25-55	81	52%					
56+	61	39%					
<b>TOTAL</b>	<b>156</b>	<b>100%</b>	<b>77</b>	<b>75</b>	<b>4</b>	<b>0</b>	<b>156</b>

**Vuntut Gwitchin**



# Vuntut Gwitchin Map

## Electoral District 16



**Electoral District 17**

Returning Officer: Kayla McMillan

**Watson Lake****CANDIDATES:**

	YUKON LIBERAL PARTY	AMANDA BROWN
	YUKON NDP	CANDIDATE WITHDREW
<b>ELECTED</b>	<b>YUKON PARTY</b>	<b>PATTI MCLEOD</b>

Poll No.	Polling Location	AMANDA BROWN	N/A	PATTI MCLEOD	# of Ballots cast	Rejected	# of Valid Ballots	# of Electors	Voting Option (%)
001	Watson Lake Recreation Centre (OP)	42	-	64	106	0	106	321	18.89%
002	Watson Lake Recreation Centre (OP)	44	-	64	110	2	108	306	19.61%
003	Watson Lake Recreation Centre (OP)	84	-	54	141	3	138	375	25.13%
004	Watson Lake Seniors' Complex (OP)*	-	-	-	9		-	-	0.53%
020-1	Yukon University Campus Watson Lake (AP)	42	-	93	138	3	135	-	24.60%
030-1	Returning Office (SPECIAL BALLOT)	25	-	38	57	3	63	-	11.23%
030-2	Elections Yukon (SB)	-	-	-	0	0	0	-	-
<b>TOTAL</b>		<b>237</b>	<b>-</b>	<b>313</b>	<b>561</b>	<b>11</b>	<b>550</b>	<b>1,002</b>	<b>100%</b>

PD 004 (9 ballots) and 030-1 (57 ballots) were counted together and reported by PD 030-1 (total of 66 ballots cast).

Total # of Ballots Cast:	Total # of Electors:	Electors who voted (%):
<b>561</b>	<b>1,002</b>	<b>56.0%</b>



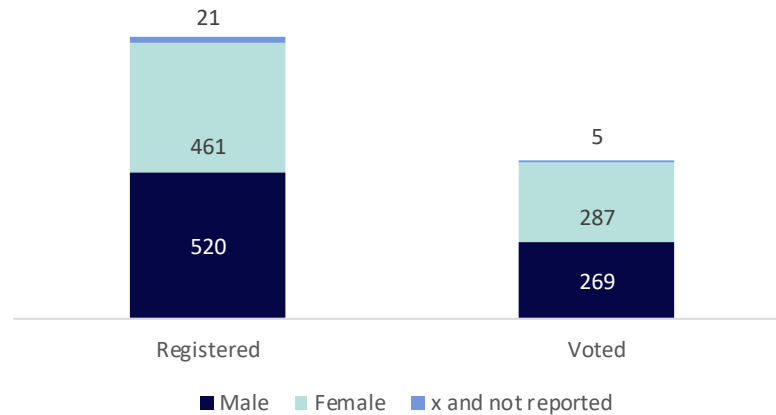
**Watson Lake**  
Electoral District 17

**Age and Gender Demographics for Registered Electors**

**Description:** Watson Lake includes the communities of Watson Lake and Upper Liard and is situated on the traditional territory of the Ross River Dena Council and the Liard First Nation of the Kaska Dena

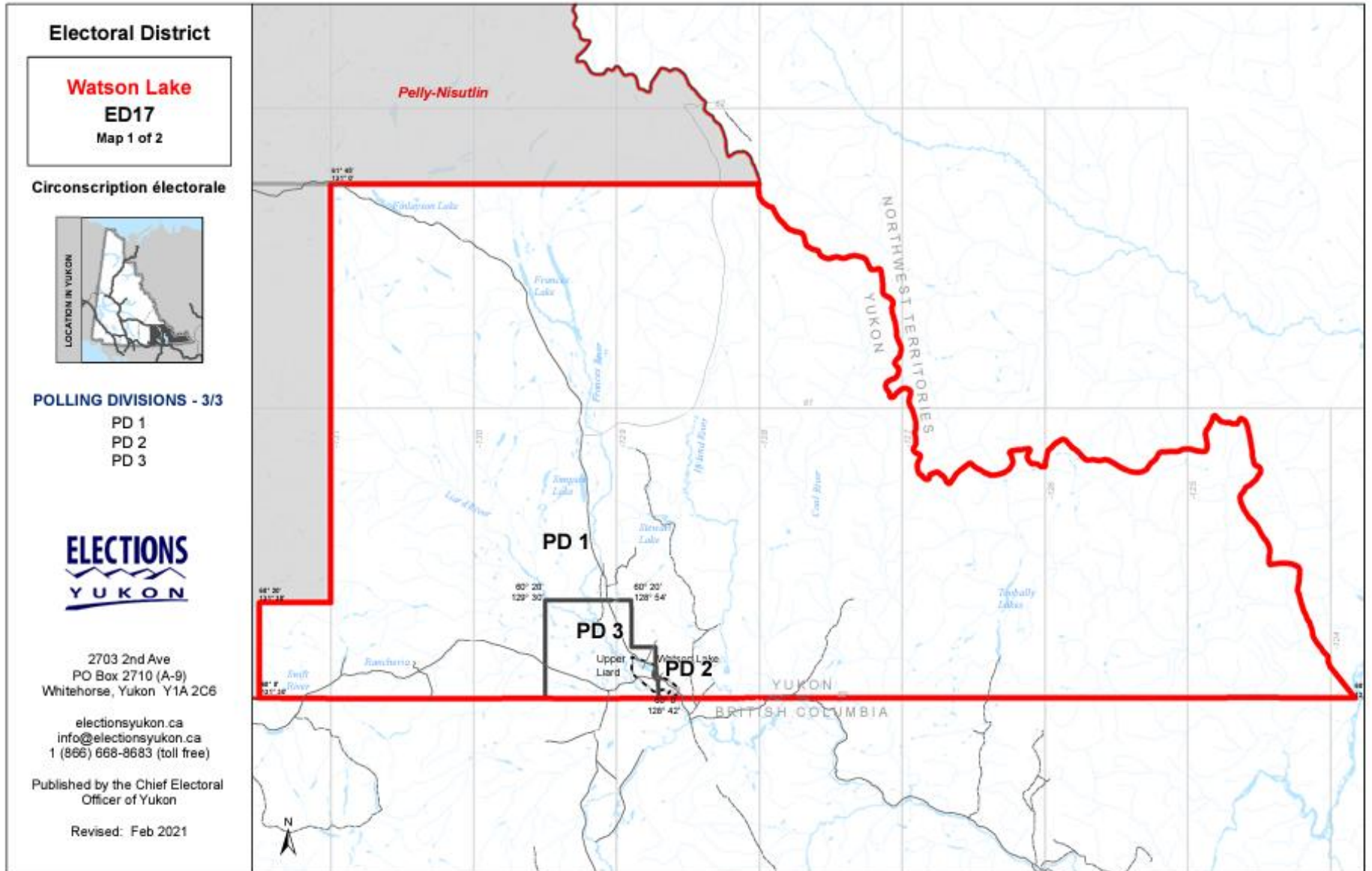
Age and Gender Demographics for Registered Electors							
Age Group	Amount	Percentage	M	F	X	Not Reported	Total
18-24	41	4%	52%	46%	2%	0%	100%
25-55	494	49%					
56+	467	47%					
<b>TOTAL</b>	<b>1,002</b>	<b>100%</b>	<b>520</b>	<b>461</b>	<b>21</b>	<b>0</b>	<b>1,002</b>
Age and Gender Demographics for Electors who Voted							
Age Group	Amount	Percentage	M	F	X	Not Reported	Total
18-24	25	4%	48%	51%	1%	0%	100%
25-55	245	44%					
56+	291	52%					
<b>TOTAL</b>	<b>561</b>	<b>100%</b>	<b>269</b>	<b>287</b>	<b>5</b>	<b>0</b>	<b>561</b>

**Watson Lake**



# Watson Lake Map

## Electoral District 17



**Electoral District 18**

Returning Officer: Dagmar Rudzewitsch

**Whitehorse Centre****CANDIDATES:**

	YUKON LIBERAL PARTY	DAN CURTIS
<b>ELECTED</b>	YUKON NDP	EMILY TREDGER
	YUKON PARTY	EILEEN MELNYCHUK

Poll No.	Polling Location	DAN CURTIS	EMILY TREDGER	EILEEN MELNYCHUK	# of Ballots cast	Rejected	# of Valid Ballots	# of Electors	Voting Option (%)
001	Sternwheeler Hotel & Conference Centre (OP)	40	39	32	111	0	111	333	10.4%
002	Sternwheeler Hotel & Conference Centre (OP)	24	56	25	108	3	105	354	10.1%
003	Sternwheeler Hotel & Conference Centre (OP)	30	47	27	104	0	104	333	9.7%
004	Sternwheeler Hotel & Conference Centre (OP)	38	49	31	122	4	118	386	11.4%
005	Sternwheeler Hotel & Conference Centre (OP)	33	48	23	104	0	104	331	9.7%
006	Sternwheeler Hotel & Conference Centre (OP)	16	27	19	63	1	62	231	5.9%
020-1	Sternwheeler Hotel & Conference Centre (AP)	37	55	22	115	1	114	-	10.7%
020-2	Sternwheeler Hotel & Conference Centre (AP)	40	59	28	128	1	127	-	11.9%
030-1	Returning Office (SB)	48	91	32	172	1	171	-	16.0%
030-2	Elections Yukon (SB)	6	27	10	45	2	43	-	4.2%
<b>TOTAL</b>		<b>312</b>	<b>498</b>	<b>249</b>	<b>1,072</b>	<b>13</b>	<b>1,059</b>	<b>1,968</b>	<b>100%</b>

<b>Total # of Ballots Cast:</b>	<b>Total # of Electors:</b>	<b>Electors who voted (%):</b>
<b>1,072</b>	<b>1,968</b>	<b>54.5%</b>

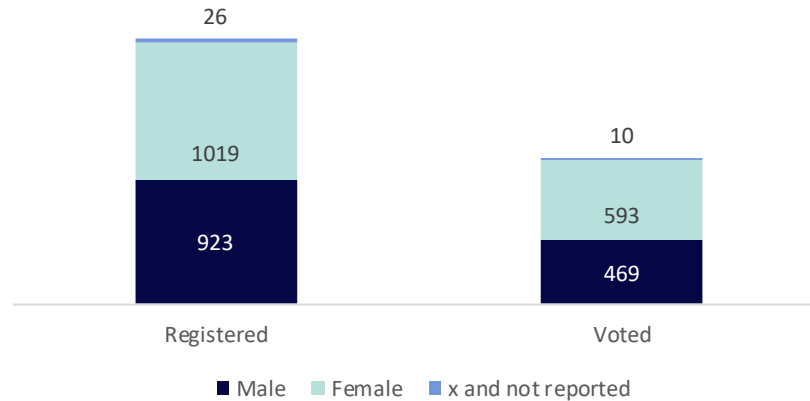
**Whitehorse Centre**  
Electoral District 18

**Age and Gender Demographics for Registered Electors**

**Description:** Whitehorse Centre includes the downtown core of the City of Whitehorse - including Marwell - between the escarpment and the Yukon River.

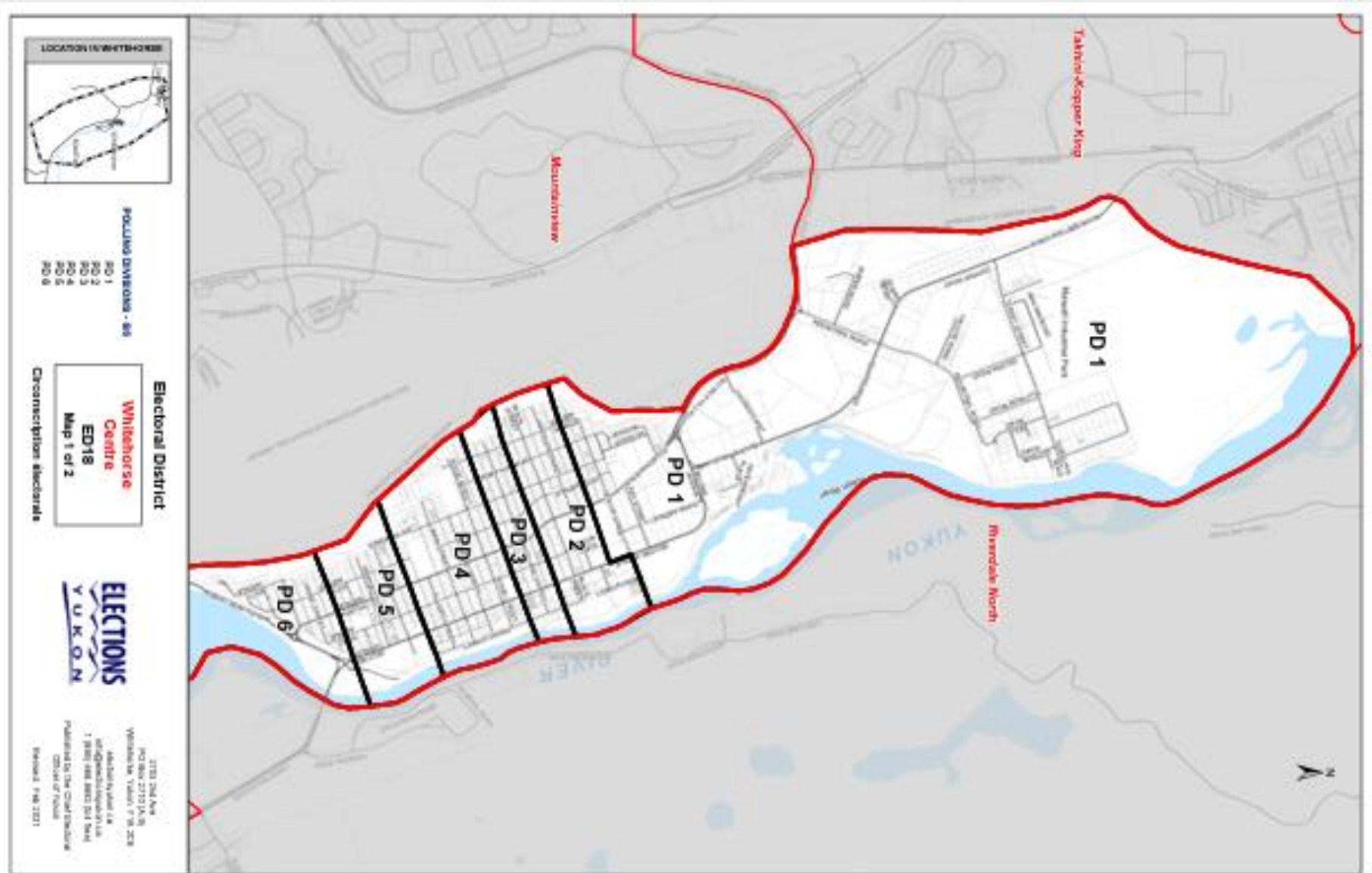
Age and Gender Demographics for Registered Electors							
Age Group	Number	Percentage	M	F	X	Not Reported	Total
18-24	63	3%	47%	52%	1%	0.4%	100%
25-55	967	49%					
56+	938	48%					
<b>TOTAL</b>	<b>1,968</b>	<b>100%</b>	<b>923</b>	<b>1,019</b>	<b>19</b>	<b>7</b>	<b>1,968</b>
Age and Gender Demographics for Electors who Voted							
Age Group	Number	Percentage	M	F	X	Not Reported	Total
18-24	23	2%	44%	55%	0.3%	0.7%	100%
25-55	490	46%					
56+	559	52%					
<b>TOTAL</b>	<b>1,072</b>	<b>100%</b>	<b>473</b>	<b>597</b>	<b>3</b>	<b>7</b>	<b>1,072</b>

**Whitehorse Centre**



# Whitehorse Centre Map

## Electoral District 18



**Electoral District 19**

Returning Officer: Dawn Power

**Whitehorse West****CANDIDATES:**

<b>ELECTED</b>	<b>YUKON LIBERAL PARTY</b>	<b>RICHARD MOSTYN</b>
	YUKON NDP	RON DAVIS
	YUKON PARTY	ANGELA DRAINVILLE

Poll No.	Polling Location	<b>RICHARD MOSTYN</b>	<b>RON DAVIS</b>	<b>ANGELA DRAINVILLE</b>	# of Ballots cast	Rejected	# of Valid Ballots	# of Eligible Electors	Voting Option (%)
001	École Emilie Tremblay (OP)	66	38	63	167	0	167	402	16.6%
002	École Emilie Tremblay (OP)	81	35	51	168	1	167	380	16.7%
003	École Emilie Tremblay (OP)	61	59	56	177	1	176	374	17.6%
004	École Emilie Tremblay (OP)	54	45	75	174	0	174	421	17.3%
020-1	Canada Games Centre (AP)	48	18	37	103	0	103	-	10.2%
020-2	École Emilie Tremblay (AP)	52	22	54	128	0	128	-	12.7%
030-1	Returning Office (SB)	19	9	20	48	0	48	-	4.8%
030-2	Elections Yukon (SB)	17	3	20	40	0	40	-	4.0%
<b>TOTAL</b>		<b>398</b>	<b>229</b>	<b>376</b>	<b>1,005</b>	<b>2</b>	<b>1,003</b>	<b>1,577</b>	<b>100%</b>

<b>Total # of Ballots Cast:</b>	<b>Total # of Eligible Electors:</b>	<b>Electors who voted (%):</b>
<b>1,005</b>	<b>1,577</b>	<b>63.7%</b>

**Whitehorse West**  
Electoral District 19

**Age and Gender Demographics for Electors**

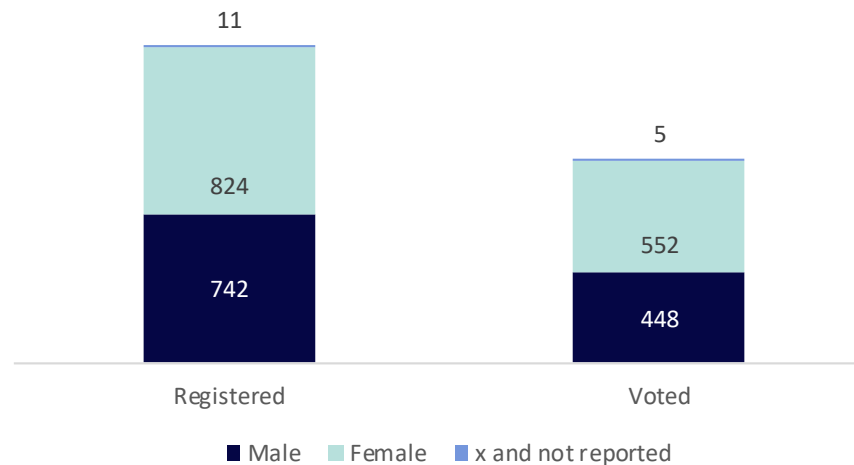
**Description:** Whitehorse West includes the subdivisions of Logan, Ingram, Arkell, and part of Copper Ridge.

Age and Gender Demographics for Registered Electors							
Age Group	Number	Percentage	M	F	X	Not Reported	Total
18-24	134	8%	47%	52%	0.4%	0.3%	100%
25-55	1,015	64%					
56+	428	27%					
<b>TOTAL</b>	<b>1,577</b>	<b>100%</b>	<b>742</b>	<b>824</b>	<b>7</b>	<b>4</b>	<b>1,577</b>

Age and Gender Demographics for Electors who Voted							
Age Group	Number	Percentage	M	F	X	Not Reported	Total
18-24	71	7%	45%	55%	0.2%	0.3%	100%
25-55	653	65%					
56+	281	28%					
<b>TOTAL</b>	<b>1,005</b>	<b>100%</b>	<b>451</b>	<b>552</b>	<b>2</b>	<b>3</b>	<b>1,005</b>

**Whitehorse West**





# Whitehorse West Map

## Electoral District 19

